

. **The role of maternal depression symptoms and foeto-maternal attachment in predicting exclusive breastfeeding: A multi-site prospective study**

Mădălina Ruxandra Costin, Diana Tăut, Carene Lindsay, Sandra Hernandez, Shobhavi Radeny, Bao-Yen Luong-Thanh, Isaac Sarfo, Stefanie Du Toit, Fahad Abbasi, Sara Valdebenito, Laura Katus, Aja Murray, Manuel Eisner, Adriana Baban

Abstract

Background: Previous research shows that 61% of children younger than six months, coming from low- and middle-income countries (LMICs) are not exclusively breastfed. While data on the role of pre- and postnatal depression on breastfeeding exclusivity is mixed, foeto-maternal attachment might foster breastfeeding exclusivity. Thus, we tested the potential mediating role of foeto-maternal attachment and postnatal depression in the relationship between maternal prenatal depression and exclusive breastfeeding.

Methods: Data were collected as part of a prospective, cross-cultural project, the *Evidence-for-Better-Lives Study*, which enrolled N=1208 expectant mothers across eight LMIC sites. Out of the whole sample, N= 1185 third-trimester pregnant women ($M_{age} = 28.32$, $SD = 5.77$) from eight LMICs, completed Computer-Aided-Personal-Interviews on prenatal depressive symptoms, foeto-maternal attachment and socio-economic status. N=1033 women provided follow-up data at 3-6 months after birth, about postnatal depressive symptoms, exclusive breastfeeding and infant health indicators. Path analysis was used to assess parallel mediation.

Results: In the whole sample, the effect of prenatal depression on breastfeeding exclusivity was totally mediated by postnatal depression, while foeto-maternal attachment did not mediate the relationship. The full mediation effect was replicated individually in Pakistan and Sri Lanka.

Conclusion: The study results indicate that prenatal maternal depression symptoms contributed to the development of depressive symptoms after birth, which in turn negatively affected the probability to exclusively breastfeed. Future research should consider this in early prevention interventions, increasing the chances of healthy child development in LMICs. Considering the mixed results around the eight countries, it is important to better understand the intricate

relationship between maternal depression, foeto-maternal attachment and breastfeeding behavior through each country's socio-cultural context.

Abbreviations: LMIC, low- and middle-income countries

Keywords: prenatal depression, postnatal depression, foeto-maternal attachment, child development, low- and middle-income countries

. The role of maternal depression symptoms and foeto-maternal attachment in predicting exclusive breastfeeding: A multi-site prospective study

Introduction

The perinatal period is crucial for the long-term development and health of the infant, with maternal mental health factors playing direct and indirect roles in children's development and well-being. Pregnancy is often a time of emotional and psychological change (Marčinko et al., 2011): distress is higher compared to other life phases (Eberhard-Gran et al., 2002), there are changes in hormone concentrations (Chaudron, 2013), which trigger psychological changes in expectant mothers. These factors, together with social and economic precarities, contribute to prenatal stress, depression, which in turn have negative effects on children's physical and socio-emotional health (Madigan et al., 2018).

The prevalence rates of prenatal depression vary; it is reported to be lower in high-income countries (HIC) and higher in many low-income countries (Sheeba et al., 2019). Around the world, the prevalence rate ranges from 15% to 65% in low- and middle-income countries (LMICs) (Dadi et al., 2020). The risk of prenatal depression increases significantly as the pregnancy progresses and clinical depressive symptoms are common in mid- and last trimesters (12-12.8%) (Hayes & Muller, 2004; Bennett et al., 2004). This is problematic, as women with clinical prenatal depression are less likely to seek prenatal care and have been reported to have poorer overall physical health as well as psychological health during the prenatal period (Lee-Carbon et al., 2022). These changes may negatively impact physical and psychological health, with effects on fetal development (Madigan et al., 2018). Perinatal depression may impact foetal development via prolonged intrauterine exposure to stress hormones and affects the serotonergic system and maternal hypothalamic-pituitary-adrenal axis (Duthie & Reynolds, 2013; Estes & McAllister, 2016; Brummelte et al., 2017). In terms of physical health, evidence suggests that prenatal stress and

depression restrict in utero foetal growth (Graignic-Philippe et al., 2014; Ghimire et al., 2021) and further impair weight gain postnatally (Wojcicki et al., 2011).

Fifty-four percent of women who experienced prenatal depression continue to have depressive symptoms postnatally (Gelaye et al., 2016) with the prevalence of postnatal depression ranging from 3.5% to 58.8% in LMIC (Dadi et al., 2020). Postnatal depression is also a risk factor for malnutrition and common infant diseases (Dadi et al., 2020). It has negative effects on mother-child attachment and interactions, which in turn have long term effects on the social, cognitive, and behavioral development of the child (Brummelte & Galea, 2016). Besides this, postnatal depression has adverse effects on mother-caregiving behaviors (Parsons et al., 2012), one of them being breastfeeding (Gelaye, et al., 2016; Silva et al., 2017).

Maternal depression and breastfeeding

The benefits of exclusive breastfeeding are well-known for both mothers and children. (Gartner et al., 2005; Bar et al., 2016; Hay & Bærug, 2019). Appropriate breastfeeding practices decrease the the risk of child morbidity due to diarrhea, respiratory infections, otitis, sudden infant death syndrome, and obesity on the long term (Hauck et al., 2011; Yan et al., 2014; Victora et al., 2016;). For mothers, breastfeeding has a protective effect on the risk of breast cancer (Bernier et al., 2000) ovarian cancer and diabetes (Victora et al., 2016).

Recent studies have found a strong negative association between three-month exclusive breastfeeding duration and prenatal stressful life events of the mother (Dugat et al., 2019). Women who experienced stressful events at both 18 and 34 weeks of pregnancy were more likely than those who did not experience stressful events to stop breastfeeding before the child turned four months old, independently of maternal biomedical factors and socio-demographic characteristics (Li et al., 2008; Dozier et al., 2012; Sriraman & Kellams, 2016;). Still, some systematic reviews (i.e. Dias & Figueiredo, 2015; Butler et al., 2021) point that the relationship between prenatal depression and breastfeeding is less straightforward: while some studies show no significant association between prenatal depressive symptoms and breastfeeding duration (Chung et al. 2004; Bogen et al. 2010), others suggest that prenatal depressive symptoms predict shorter breastfeeding duration (Kehler et al. 2009; Hahn-Holbrook et al. 2013; Figueiredo et al. 2014). Regarding breastfeeding exclusivity, the results are also mixed, with some studies showing that prenatal depression was associated with shorter duration of exclusive breastfeeding (Rahman et al., 2016, Cato et al., 2019), while others failed to find this positive association (Ahlqvist-Björkroth et al.,

2016; Haga et al., 2018). Arguably, there are other factors that contribute to exclusive breastfeeding as well, such as social and cultural norms (Tăut, 2017; Tomori, 2022). Still, the impact of socio-economic adversities and lack of support for the mother continue to be strong factors associated with early cessation of breastfeeding, consistent with relatively lower rates of exclusive breastfeeding in LMIC compared to HIC (Gelaye et al., 2016; Skouteris et al., 2017; Olufunlayo et al., 2019) and among women with lower education attainment and lower SES compared to their more affluent counterparts (Tariqujjaman et al., 2022). Therefore, it is crucial to study longitudinally the relationship between maternal depressive symptoms and breastfeeding practices. To the extent that prenatal depression is shown to impact breastfeeding exclusivity, it is also important to examine the possible mechanisms involved. One of these mechanisms, as suggested by previous research (Foster et al., 1996) could be foeto-maternal attachment.

Foeto-maternal attachment

Foeto-maternal attachment represents ‘the unique and affectionate antenatal relationship that develops between a mother and the fetus’ (Muller, 1993). It starts to develop from the 18th to the 25th week of gestation, intensifying in the third trimester of pregnancy (Rollè et al., 2020) There is evidence that higher levels of foeto-maternal attachment are associated with better parent-to-infant attachment during the post-partum period (Trombetta et al., 2021). Longitudinally, foeto-maternal attachment predicts behavioral and emotional competencies, promotes development during early childhood (Arguz Cildir et al., 2020) and has positive effects on the health and wellbeing of both the mother and the child (Yilmaz & Beji, 2010). Higher quality of foeto-maternal attachment is also related to fewer depressive symptoms during the postnatal period (Delavari et al., 2018). Furthermore, foeto-maternal attachment has important positive implications for the transition to the mother role (Brandon et al., 2009), the mother being better prepared for child caring (Özcan et al., 2018). It also motivates positive health behaviors as mothers with attachment approach orientations, such as positive views about the fetus tend to breastfeed longer and continue breastfeeding, even when they experience difficulties (Scharfe, 2012).

Given that breastfeeding exclusivity and foetal-maternal attachment foster the mothers’ mental health and child development, but the evidence on the role of maternal depression on breastfeeding exclusivity are mixed, further research is needed to better understand these relationships. Thus, the present study sought to investigate whether and to what extent foetal-maternal attachment and

postnatal depression are predicted by prenatal depression and whether they, in turn, influence the breastfeeding exclusivity. Exploration of these relationships becomes particularly relevant for LMICs where depression prevalence is high (Fisher et al., 2012; Dadi et al., 2020), while the breastfeeding exclusivity rates are relatively low (Victora et al., 2016). Also, since most of the studies on the relationship between prenatal depressive symptoms and the breastfeeding were conducted in HICs, there is a special need to turn our attention to LMIC (Butler et al., 2021).

Moreover, there are relatively few studies that focus on the relationship between maternal depression, foetal-maternal attachment, and breastfeeding exclusivity in a longitudinal design. Therefore, the main aim of the present study is to test the potential mediating role of maternal-foetal attachment and postnatal depression in the relationship between prenatal depression and exclusive breastfeeding in mothers coming from eight LMIC around the world.

The research draws on the data from the Evidence for Better Lives Study (EBLS) birth cohort study, carried in eight LMIC across the world, with the aim of finding evidence to inform effective interventions to reduce violence against children and support psycho-social well-being for both mothers and children (Valdebenito et al., 2020).

Methods

Participants

EBLS included eight culturally different, medium-sized cities in LMICs across the world, namely (from West to East): Kingston (Jamaica), Koforidua (Ghana), Worcester (South Africa), Cluj-Napoca (Romania), Tarlai (Pakistan), Ragama (Sri Lanka), Hue (Vietnam) and Valenzuela (Philippines). A convenience sample of around 150 pregnant women in each study site ($N = 1208$ in total for baseline) was used. The first measurement wave was carried out in the third trimester of pregnancy, while the second one took place between 3 to 6 months after birth ($N = 1033$ for the follow-up). Pregnant women were recruited from local health centers and deemed eligible for the study if they met the following inclusion criteria: 1) expectant mothers were in the third trimester of their pregnancy for the first wave (i.e. weeks 28-40), 2) they were 18 years old or older, 3) had their main residence within the study area and were not planning to relocate (could be followed-up), 4) were able to give written, informed consent.

Procedure

The study aimed to achieve a sample that involved diverse social backgrounds within the study area, each local team targeted a specific number of local medical centers (family doctors' offices, obstetrics clinics). With the agreement and collaboration of the medical centers, the participants were recruited either by the medical staff, who briefly presented the study or asked the expectant mothers if they were willing to meet one of the research team members, or directly by the fieldworkers, trained for recruitment and data collection, in the medical setting where the mothers were attending prenatal check-ups. The pregnant women who were interested in the EBLS Study were given more detailed information regarding the study and were screened to establish their eligibility for participation. Informed consent was collected from all participants.

The eligible participants had the opportunity to continue the interview immediately after consent in a special room at the health unit or if they weren't available at that time, the data collection interview was rescheduled. The questionnaires were presented to the participants via Computer-Aided Personal Interviews (CAPI) and for sensitive information Computer-Assisted Self-Interviewing (CASI). When children were between 3 to 6 months, the mothers were re-contacted for scheduling a brief interview at a special unit or at the mother's home. CAPI were used this time also. All mothers received incentives for their participation at both measurement times.

All the documents and the questionnaire for baseline and follow up were translated and adapted into the native languages spoken by participants (WHO, 2014), using an internal standardized protocol.

Prior to data collection, the study was approved by the ethics committees of the University of Cambridge and the universities/research institutes in each country.

Measures

Prenatal and postnatal depression-The Patient Health Questionnaire (PHQ-9)

The PHQ-9 is the depression module included in The Patient Health Questionnaire (Kroenke et al., 2001) which is a self-administered diagnostic instrument for common mental disorders. It consists of 9 items, based on the DSM-IV criteria for depression diagnosis (e.g. "Feeling down, depressed or hopeless", "Little interest or pleasure in doing things"). The total score can range from 0 to 27, each of the 9 items having a four-point Likert scale range answer, from 0 (not at all) to 3 (nearly every day). In the present study, the questionnaire has acceptable internal consistency scores, $\alpha = .76$ (prenatal period), $\alpha = .73$ (postnatal period) and test-retest reliability on average of r

= .81. For more details on the PHQ-9's psychometrics functions in the current sample you can access Murray et al. (2022)

Foeto-maternal attachment- The Prenatal Attachment Inventory-Revised (PAI-R)

The PAI-R (Pallant et al., 2014) is an 18-item shortened version of the PAI (Muller & Mercer, 1993), which was designed to measure the emotional affiliation developing between mother and unborn infant. It is divided in three subscales: "Anticipation" (e.g., pertaining to the mother's fantasies and future plans for the infant, "I wonder what the baby looks like now"), "Interaction" (e.g., the mother's feelings towards her infant, "I enjoy feeling the baby move") and "Differentiation" (e.g., differentiation of self from the fetus, "I think that my baby already has a personality"). Each item is scored on a 4-point Likert scale from 1 (almost never) to 4 (almost always). Higher scores indicate higher levels of prenatal attachment, the total score ranging from 0 to 72. Total PAI-R scores in the current study were found to have excellent internal consistency ($\alpha = .93$). For more information on PAI-R's properties in the current sample you can access Foley et al. (2021).

Breastfeeding exclusivity- Questionnaire for breastfeeding mothers Unicef/WHO

For breastfeeding exclusivity 1 specific item from the Questionnaire for breastfeeding mothers Unicef/WHO(2009) was selected: "How are you feeding your baby? " with four possible answers: "Breastfeeding exclusively", "Both breastfeeding and feeding breast-milk substitutes", "Feeding my baby breast-milk substitutes (not breastfeeding at all)", "Other: (please specify)".

Demographics and health status of children

We also collected demographic data about children, as recorded in their birth records, like their gender, age, length (in centimeters), head circumference (in centimeters), and weight at birth (in kilograms), type of delivery, health problems, and whether or not they received intensive or other post-natal special healthcare. For child development, the mothers were asked to write down this information from the child's medical card or to take a picture of the document, to be sure that the data was accurate when they completed the second set of questionnaires.

Covariates

To improve the accuracy of the model and to adjust for key potential confounding factor, mothers' age, education, socioeconomic status and child development aspects such as weight, length and head circumference of the children, measured at birth were included in the analysis as control

variables. For socioeconomic status (SES) we used a composite score of 15 items, which measured the household composition and household equipment, with lower aggregate scores indicating lower SES.

Statistical analyses

After excluding the participants who did not meet the inclusion criteria, data was analyzed using IBM SPSS v25 and IBM AMOS v20. Missing data was single imputed using the regression method. Descriptive analyses were conducted; means, standard deviations, internal consistencies and ranges were assessed for all the psychometric measures' scores. Correlations were run to investigate significant relationships between all measurement scores.

A path analysis in AMOS v20 using maximum likelihood estimation was employed to assess the proposed parallel mediation model, nested in two other models which included covariates. The model fit was evaluated based on Hu and Bentler (1995). Direct and indirect effects were estimated using a bootstrapping procedure with 5000 bootstrap samples. An unconstrained multi-group mediation model, in which parameters were allowed to vary across countries was tested for the subgroup analysis. these models were fit first without covariates and then repeated with the covariates inserted into the model.

Results

The total baseline sample consisted of 1208 pregnant women. Data from 23 participants were excluded from the data set, for not meeting the inclusion criteria (they were 20-27 weeks pregnant), having left $N = 1185$ ($M_{age} = 28.32$, $SD = 5.77$) participants in total. The follow up sample consisted of $N = 1054$ (89% of the initial sample).

Descriptive statistics

Table 1 presents the descriptive statistics of participants' age, weeks of pregnancy, education, socio-economic status and children age and developmental outcomes at follow up.

Prenatal depression ranged between 0 to 25 ($M = 6.80$, $SD = 4.70$), 428 (36.1%) mothers reported minimal depressive symptoms, 457 (38.6%) reported mild depressive symptoms, 183 (15.4%) reported moderate depressive symptoms, 78 (6.6%) reported moderately severe depressive symptoms and 22 (1.9%) severe depressive symptoms. The scores for postnatal depression ranged between 0 to 24 ($M = 4.82$, $SD = 4.17$), 428 (36.1%) mothers reported minimal depressive symptoms, 320 (30.3 %) mild depressive symptoms, 100 (9.4%) moderate depressive symptoms,

29 (2.7%) moderately severe depressive symptoms and 5 (0.4%) reported severe depressive symptoms, respectively.

Foeto-maternal attachment comprised scores between 4 and 72 ($M = 52.72$, $SD = 11.41$).

Regarding the breastfeeding behavior, 605 (57.4%) mothers exclusively breastfed their children and 426 (40.4%) mothers fed their children with only milk substitutes, a mixed feeding method (breast milk and milk substitutes) or other feeding methods.

Correlations between key variables

Bivariate correlations were conducted between the key variable and the covariates, as shown in Table 2.

Mediation model

The path analysis using maximum likelihood estimation was employed to assess the proposed parallel mediation model. Acceptable model fit was evaluated based on Hu and Bentler (1995): $SRMR \leq .08$, $RMSEA \leq .06$, CFI and $TLI \geq .95$. The models are presented in Figure 1. The initial model had a good data fit ($\chi^2(1) = 1.36$, $p = .234$, $TLI = .99$, $CFI = 1.00$, $RMSEA = .02$, 90%CI [.00, .08], $SRMR = .01$, $AIC = 27.36$). Next, we tested a model which included the mother's education, age and socioeconomic status. The model provided a good fit ($\chi^2(1) = 2.40$, $p = .122$, $TLI = .96$, $CFI = 1.00$, $RMSEA = .03$, 90% CI [.00, .09], $SRMR = .01$, $AIC = 70.40$). Finally, we tested a model which also included the child's birth weight, length, and head circumference. The model fitted the data in an acceptable manner ($\chi^2(1) = 1.87$, $p = .171$, $TLI = .96$, $CFI = 1.00$, $RMSEA = .03$, 90%CI [.00, .09], $SRMR = .004$, $AIC = 129.87$). All three models presented no out-of-range values, negative factor variances, negative indicator error variances or areas of ill fit. Both model 2 and 3 passed the χ^2_{diff} test (Cohen et al., 2003). However, controlling for additional variables did not change the strength of the relationships between our variables of interest. On this basis, alongside the AIC criterion, the initial model was considered to best fit the data.

Prenatal depression significantly predicted postnatal depression ($B = .399$, $S.E. = .021$, $p < .001$) and attachment ($B = -.361$, $S.E. = .069$, $p < .001$) but not breastfeeding exclusivity ($B = -.006$, $S.E. = .003$, $p = .100$). Postnatal depression significantly predicted breastfeeding exclusivity ($B = -.013$, $S.E. = .004$, $p = .002$) while attachment did not significantly predict breastfeeding exclusivity ($B = .001$, $S.E. = .002$, $p = .641$). Direct and indirect effects were estimated using a bootstrapping procedure with 5000 iterations. The standardized direct effect of prenatal depression on

breastfeeding exclusivity was not statistically significant ($\beta = -.054, p = .100, 95\% \text{ CI } [-.119, .009]$) while the standardized indirect effect was statistically significant ($\beta = -.049, p = .005, 95\% \text{ CI } [-.081, -.017]$). Therefore, the effect of prenatal depression on breastfeeding exclusivity is totally mediated by postnatal depression.

An unconstrained multi-group mediation model, in which parameters were allowed to vary across countries was tested. The data provided a good fit for the model ($\chi^2(8) = 10.35, p = .241, \text{ TLI} = .95, \text{ CFI} = .99, \text{ RMSEA} = .02, 90\% \text{ CI } [.00, .04], \text{ SRMR} = .05$). In all 8 countries prenatal depression predicted postnatal depression Ghana ($\beta = 0.520, p < .001$), Jamaica ($\beta = 0.448, p < .001$), Pakistan ($\beta = 0.550, p < .001$), Philippines ($\beta = .392, p < .001$), Romania ($\beta = .438, p < .001$), South Africa ($\beta = .402, p = .001$), Sri Lanka ($\beta = .386, p < .001$), and Vietnam ($\beta = .237, p = .002$). Prenatal depression predicted the foeto-maternal attachment in Philippines ($\beta = -.261, p = .001$), South Africa ($\beta = -.245, p = .007$) and Sri Lanka ($\beta = -.258, p = .005$). In turn, foeto-maternal attachment predicted breastfeeding exclusivity in Romania only ($\beta = -.0281, p = .001$). Postnatal depression predicted breastfeeding exclusivity in Pakistan ($\beta = -.249, p = .014$). No direct effect of prenatal depression on breastfeeding exclusivity was identified in any of the countries. An indirect effect of prenatal depression via postnatal depression on breastfeeding exclusivity was observed in Pakistan ($\beta = -.145, p = .009, 95\% \text{ CI } [-.269, -.039]$) and Sri Lanka ($\beta = -.077, p = .035, 95\% \text{ CI } [-.192, -.005]$) (Table 3)

Discussion

Maternal mental health and childcare practices, such as breastfeeding, are important for child development and health (Coo et al., 2020). The present study sought to investigate whether and how perinatal maternal depression can influence the breastfeeding behavior. Our study showed that prenatal depression had a total significant effect on breastfeeding exclusivity. This relationship was fully mediated by postnatal depression. This indicates that prenatal depression symptoms contributed to the development of depressive symptoms after birth, which, in turn, negatively affected the probability to exclusively breastfeed. These results are in line with previous studies linking postnatal depression with low rates of exclusive breastfeeding (Sha et al., 2019; Kim et al., 2022).

In contrast, foeto-maternal attachment did not have a significant total effect on breastfeeding exclusivity and it did not mediate the relationship between prenatal depressive symptoms and the

probability of exclusive breastfeeding, indicating that prenatal mental health and the attitudes toward the fetus do not influence breastfeeding exclusivity.

There are numerous mechanisms that might account for the relationship between postnatal depressive symptoms and breastfeeding exclusivity, as previous research shows. Depressive symptoms might impact mothers' self-efficacy towards breastfeeding and is associated with low self-esteem (Mercan & Selcuk, 2021). Additionally, depressive symptoms might affect the mother-child interaction and her interpretation of the infant's hunger/sleep/distress cues (Dennis & McQueen, 2007). All these are sensible explanations for the observed relationship between postnatal depression and exclusivity of breastfeeding.

Regarding prenatal depression, our results are in line with those of a recent review showing that prenatal depression has negative effects on foeto-maternal attachment (Rollè et al., 2020). Possible explanations might be that prenatal depressive symptoms influence the mothers' feelings, who are less confident that they will be able to fulfill their future role as mothers and further their ability to develop attachment to the fetus (McFarland et al., 2011, Brandão et al., 2019, Brown et al., 2021).

Our findings also suggested some cross-context variations in the relations among pre- and postnatal depression, foeto-maternal attachment and breastfeeding practices.

In line with the overall sample analysis, there was no direct effect of prenatal depression on breastfeeding exclusivity in any of the eight countries; however, the full mediation effect of the postnatal depression was observed only in Pakistan and Sri Lanka, replicating the result from the whole sample. In all eight countries prenatal depressive symptoms predicted the postnatal depressive symptoms and in the Philippines, South Africa and Sri Lanka has a further detrimental effect on foeto-maternal attachment, showing the importance of early detection of signs of depression in LMICs, where mental health problems have higher prevalences (Dadi et al., 2020). Interestingly, foeto-maternal attachment predicted the breastfeeding exclusivity in Romania while postnatal depression also predicted breastfeeding exclusivity in Pakistan. Given these mixed results around the eight countries, it would be important to better understand each country's socio-cultural context, for example how the family and community attitudes and support may influence these relationships (Silva et al., 2017).

Our study found evidence consistent with the idea that postnatal depression is the mechanism by which prenatal depression affects breastfeeding exclusivity. Prenatal depressive symptoms alone

are cues that the expectant mothers need help and resources, but they also are indicators that these problems might continue after birth and have detrimental effects on childcare practices, which in the long term can negatively affect the mothers' mental health, child development and their interaction. These findings highlight the importance of screening for depressive symptoms, as early as possible, in different socio-cultural contexts, to prevent the possible adverse consequences. Even if breastfeeding is recommended and its advantages are known, breastfeeding can be challenging for women. Some of them encounter problems with milk supply, pain or breastfeeding may exert a negative mental or physical toll on the mother (Feenstra et al., 2018). Thus, sometimes the balance of benefits might be in favor of choosing not to breastfeed. The community, family and health services that can have a role in this kind of decision-making should support women to choose what is individually best for their situation (Rollins et al., 2016).

Limitations and future research

The current study has several limitations. Firstly, the study is based on convenience sampling with participants being motivated and interested to participate in a birth cohort study. It is difficult to extrapolate the present findings to more heterogeneous populations in terms of ethnicity, psychosocial needs, and backgrounds. Secondly, possible maternal health problems or other factors that might interfere with milk supply were not assessed and might impact breastfeeding practices non-uniformly. Future research should control for such problems). Thirdly, possible maternal health problems or other factors that might interfere with milk supply were not assessed and might impact breastfeeding practices non-uniformly. Fourthly, the PHQ-9 scale is not specific for the prenatal period, some of the items might be confounded with somatic symptoms of pregnancy (i.e. troubled sleeping, increased or decreased appetite. Future research would benefit from the use of clinician-administered, criterion-standard diagnostic interviews for the assessment of pre- and postnatal depression.

References:

- Ahlqvist-Björkroth, S., Vaarno, J., Junntila, N., Pajulo, M., Räihä, H., Niinikoski, H., & Lagström, H. (2016). Initiation and exclusivity of breastfeeding: Association with mothers' and fathers' prenatal and postnatal depression and marital distress. *Acta Obstetrica et Gynecologica Scandinavica*, *95*(4), 396–404. <https://doi.org/10.1111/aogs.12857>
- Arguz Cildir, D., Ozbek, A., Topuzoglu, A., Orcin, E., & Janbakhishov, C. E. (2020). Association of prenatal attachment and early childhood emotional, behavioral, and developmental characteristics: A longitudinal study. *Infant Mental Health Journal*, *41*(4), 517–529. <https://doi.org/10.1002/imhj.21822>
- Bar, S., Milanaik, R., & Adesman, A. (2016). Long-term neurodevelopmental benefits of breastfeeding. *Current Opinion in Pediatrics*, *28*(4), 559–566. <https://doi.org/10.1097/MOP.0000000000000389>
- Bennett, H. A., Einarson, A., Taddio, A., Koren, G., & Einarson, T. R. (2004). Prevalence of Depression During Pregnancy: Systematic Review: *Obstetrics & Gynecology*, *103*(4), 698–709. <https://doi.org/10.1097/01.AOG.0000116689.75396.5f>
- Bernier, M. O., Plu-Bureau, G., Bossard, N., Ayzac, L., & Thalabard, J. C. (2000). Breastfeeding and risk of breast cancer: A metaanalysis of published studies. *Human Reproduction Update*, *6*(4), 374–386. <https://doi.org/10.1093/humupd/6.4.374>
- Bogen, D. L., Hanusa, B. H., Moses-Kolko, E., & Wisner, K. L. (2010). Are maternal depression or symptom severity associated with breastfeeding intention or outcomes? *The Journal of Clinical Psychiatry*, *71*(8), 1069–1078. <https://doi.org/10.4088/JCP.09m05383blu>
- Brandão, T., Brites, R., Pires, M., Hipólito, J., & Nunes, O. (2019). Anxiety, depression, dyadic adjustment, and attachment to the fetus in pregnancy: Actor–partner interdependence mediation analysis. *Journal of Family Psychology*, *33*(3), 294–303. <https://doi.org/10.1037/fam0000513>
- Brandon, A. R., Pitts, S., Denton, W. H., Stringer, C. A., & Evans, H. M. (2009). A HISTORY OF THE THEORY OF PRENATAL ATTACHMENT. *Journal of Prenatal & Perinatal Psychology & Health*, *23*(4), 201–222.
- Brummelte, S., & Galea, L. A. M. (2016). Postpartum depression: Etiology, treatment and consequences for maternal care. *Hormones and Behavior*, *77*, 153–166. <https://doi.org/10.1016/j.yhbeh.2015.08.008>

- Brummelte, S., Mc Glanaghy, E., Bonnin, A., & Oberlander, T. F. (2017). Developmental changes in serotonin signaling: Implications for early brain function, behavior and adaptation. *Neuroscience*, 342, 212–231. <https://doi.org/10.1016/j.neuroscience.2016.02.037>
- Butler, M. S., Young, S. L., & Tuthill, E. L. (2021). Perinatal depressive symptoms and breastfeeding behaviors: A systematic literature review and biosocial research agenda. *Journal of Affective Disorders*, 283, 441–471. <https://doi.org/10.1016/j.jad.2020.11.080>
- Cato, K., Sylvén, S. M., Georgakis, M. K., Kollia, N., Rubertsson, C., & Skalkidou, A. (2019). Antenatal depressive symptoms and early initiation of breastfeeding in association with exclusive breastfeeding six weeks postpartum: A longitudinal population-based study. *BMC Pregnancy and Childbirth*, 19(1), 49. <https://doi.org/10.1186/s12884-019-2195-9>
- Chaudron, L. H. (2013). Complex challenges in treating depression during pregnancy. *The American Journal of Psychiatry*, 170(1), 12–20. <https://doi.org/10.1176/appi.ajp.2012.12040440>
- Chung, E. K., McCollum, K. F., Elo, I. T., Lee, H. J., & Culhane, J. F. (2004). Maternal depressive symptoms and infant health practices among low-income women. *Pediatrics*, 113(6), e523-529. <https://doi.org/10.1542/peds.113.6.e523>
- Coo, S., García, M. I., Mira, A., & Valdés, V. (2020). The Role of Perinatal Anxiety and Depression in Breastfeeding Practices. *Breastfeeding Medicine*, 15(8), 495–500. <https://doi.org/10.1089/bfm.2020.0091>
- Dadi, A. F., Miller, E. R., Bisetegn, T. A., & Mwanri, L. (2020). Global burden of antenatal depression and its association with adverse birth outcomes: An umbrella review. *BMC Public Health*, 20(1), 173. <https://doi.org/10.1186/s12889-020-8293-9>
- Delavari, M., Mohammad-Alizadeh-Charandabi, S., & Mirghafourvand, M. (2018). The Relationship of Maternal-Fetal Attachment and Postpartum Depression: A Longitudinal Study. *Archives of Psychiatric Nursing*, 32(2), 263–267. <https://doi.org/10.1016/j.apnu.2017.11.013>
- Dennis, C.-L., & McQueen, K. (2007). Does maternal postpartum depressive symptomatology influence infant feeding outcomes? *Acta Paediatrica* (Oslo, Norway: 1992), 96(4), 590–594. <https://doi.org/10.1111/j.1651-2227.2007.00184.x>
- Dias, C. C., & Figueiredo, B. (2015). Breastfeeding and depression: A systematic review of the literature. *Journal of Affective Disorders*, 171, 142–154. <https://doi.org/10.1016/j.jad.2014.09.022>

- Dozier, A. M., Nelson, A., & Brownell, E. (2012). The Relationship between Life Stress and Breastfeeding Outcomes among Low-Income Mothers. *Advances in Preventive Medicine*, 2012, 902487. <https://doi.org/10.1155/2012/902487>
- Dugat, V. M., Chertok, I. R. A., & Haile, Z. T. (2019). Association Between Stressful Life Events and Exclusive Breastfeeding Among Mothers in the United States. *Breastfeeding Medicine: The Official Journal of the Academy of Breastfeeding Medicine*, 14(7), 475–481. <https://doi.org/10.1089/bfm.2019.0058>
- Duthie, L., & Reynolds, R. M. (2013). Changes in the Maternal Hypothalamic-Pituitary-Adrenal Axis in Pregnancy and Postpartum: Influences on Maternal and Fetal Outcomes. *Neuroendocrinology*, 98(2), 106–115. <https://doi.org/10.1159/000354702>
- Eberhard-Gran, M., Eskild, A., Tambs, K., Samuelsen, S. O., & Opjordsmoen, S. (2002). Depression in postpartum and non-postpartum women: Prevalence and risk factors. *Acta Psychiatrica Scandinavica*, 106(6), 426–433. <https://doi.org/10.1034/j.1600-0447.2002.02408.x>
- Estes, M. L., & McAllister, A. K. (2016). Maternal immune activation: Implications for neuropsychiatric disorders. *Science (New York, N.Y.)*, 353(6301), 772–777. <https://doi.org/10.1126/science.aag3194>
- Feenstra, M. M., Jørgine Kirkeby, M., Thygesen, M., Danbjørg, D. B., & Kronborg, H. (2018). Early breastfeeding problems: A mixed method study of mothers' experiences. *Sexual & Reproductive Healthcare*, 16, 167–174. <https://doi.org/10.1016/j.srhc.2018.04.003>
- Figueiredo, B., Canário, C., & Field, T. (2014). Breastfeeding is negatively affected by prenatal depression and reduces postpartum depression. *Psychological Medicine*, 44(5), 927–936. <https://doi.org/10.1017/S0033291713001530>
- Fisher, J., Cabral de Mello, M., Patel, V., Rahman, A., Tran, T., Holton, S., & Holmes, W. (2012). Prevalence and determinants of common perinatal mental disorders in women in low- and lower-middle-income countries: A systematic review. *Bulletin of the World Health Organization*, 90(2), 139-149H. <https://doi.org/10.2471/BLT.11.091850>
- Foster, S. F., Slade, P., & Wilson, K. (1996). Body image, maternal fetal attachment, and breast feeding. *Journal of Psychosomatic Research*, 41(2), 181–184. [https://doi.org/10.1016/0022-3999\(96\)00035-9](https://doi.org/10.1016/0022-3999(96)00035-9)

Gartner, L. M., Morton, J., Lawrence, R. A., Naylor, A. J., O'Hare, D., Schanler, R. J., Eidelman, A. I., & American Academy of Pediatrics Section on Breastfeeding. (2005). Breastfeeding and the use of human milk. *Pediatrics*, *115*(2), 496–506. <https://doi.org/10.1542/peds.2004-2491>

Gelaye, B., Rondon, M., Araya, R., & Williams, M. A. (2016). Epidemiology of maternal depression, risk factors, and child outcomes in low-income and middle-income countries. *The Lancet. Psychiatry*, *3*(10), 973–982. [https://doi.org/10.1016/S2215-0366\(16\)30284-X](https://doi.org/10.1016/S2215-0366(16)30284-X)

Ghimire, U., Papabathini, S. S., Kawuki, J., Obore, N., & Musa, T. H. (2021). Depression during pregnancy and the risk of low birth weight, preterm birth and intrauterine growth restriction- an updated meta-analysis. *Early Human Development*, *152*, 105243. <https://doi.org/10.1016/j.earlhumdev.2020.105243>

Graignic - Philippe, R., Dayan, J., Chokron, S., Jacquet, A.-Y., & Tordjman, S. (2014). Effects of prenatal stress on fetal and child development: A critical literature review. *Neuroscience and Biobehavioral Reviews*, *43*, 137–162. <https://doi.org/10.1016/j.neubiorev.2014.03.022>

Haga, S. M., Lisøy, C., Drozd, F., Valla, L., & Slinning, K. (2018). A population-based study of the relationship between perinatal depressive symptoms and breastfeeding: A cross-lagged panel study. *Archives of Women's Mental Health*, *21*(2), 235–242. <https://doi.org/10.1007/s00737-017-0792-z>

Hahn-Holbrook, J., Haselton, M. G., Dunkel Schetter, C., & Glynn, L. M. (2013). Does breastfeeding offer protection against maternal depressive symptomatology?: A prospective study from pregnancy to 2 years after birth. *Archives of Women's Mental Health*, *16*(5), 411–422. <https://doi.org/10.1007/s00737-013-0348-9>

Hauck, F. R., Thompson, J. M. D., Tanabe, K. O., Moon, R. Y., & Vennemann, M. M. (2011). Breastfeeding and reduced risk of sudden infant death syndrome: A meta-analysis. *Pediatrics*, *128*(1), 103–110. <https://doi.org/10.1542/peds.2010-3000>

Hay, G., & Bærug, A. B. (2019). The benefits of exclusive breastfeeding up to six months. *Tidsskrift for Den Norske Legeforening*. <https://doi.org/10.4045/tidsskr.19.0105>

Hayes, B. A., & Muller, R. (2004). Prenatal depression: A randomized controlled trial in the emotional health of primiparous women. *Research and Theory for Nursing Practice*, *18*(2–3), 165–183. <https://doi.org/10.1891/rtnp.18.2.165.61277>

- Howe, T.-H., Sheu, C.-F., Hsu, Y.-W., Wang, T.-N., & Wang, L.-W. (2016). Predicting neurodevelopmental outcomes at preschool age for children with very low birth weight. *Research in Developmental Disabilities, 48*, 231–241. <https://doi.org/10.1016/j.ridd.2015.11.003>
- Hu, L.-T., & Bentler, P. M. (1995). Evaluating model fit. In *Structural equation modeling: Concepts, issues, and applications* (pp. 76–99). Sage Publications, Inc.
- Kehler, H. L., Chaput, K. H., & Tough, S. C. (2009). Risk Factors for Cessation of Breastfeeding Prior to Six Months Postpartum among a Community Sample of Women in Calgary, Alberta. *Canadian Journal of Public Health, 100*(5), 376–380. <https://doi.org/10.1007/BF03405274>
- Kim, S., Park, M., & Ahn, S. (2021). The Impact of Antepartum Depression and Postpartum Depression on Exclusive Breastfeeding: A Systematic Review and Meta-Analysis. *Clinical Nursing Research, 10547738211053508*. <https://doi.org/10.1177/10547738211053507>
- Kim, S., Park, M., & Ahn, S. (2022). The Impact of Antepartum Depression and Postpartum Depression on Exclusive Breastfeeding: A Systematic Review and Meta-Analysis. *Clinical Nursing Research, 31*(5), 866–880. <https://doi.org/10.1177/10547738211053507>
- Kitano, N., Nomura, K., Kido, M., Murakami, K., Ohkubo, T., Ueno, M., & Sugimoto, M. (2016). Combined effects of maternal age and parity on successful initiation of exclusive breastfeeding. *Preventive Medicine Reports, 3*, 121–126. <https://doi.org/10.1016/j.pmedr.2015.12.010>
- Kroenke, K., Spitzer, R. L., & Williams, J. B. (2001). The PHQ-9: Validity of a brief depression severity measure. *Journal of General Internal Medicine, 16*(9), 606–613. <https://doi.org/10.1046/j.1525-1497.2001.016009606.x>
- Lee-Carbon, L., Nath, S., Trevillion, K., Byford, S., Howard, L. M., Challacombe, F. L., & Heslin, M. (2022). Mental health service use among pregnant and early postpartum women. *Social Psychiatry and Psychiatric Epidemiology, 57*(11), 2229–2240. <https://doi.org/10.1007/s00127-022-02331-w>
- Madigan, S., Oatley, H., Racine, N., Fearon, R. M. P., Schumacher, L., Akbari, E., Cooke, J. E., & Tarabulsy, G. M. (2018). A Meta-Analysis of Maternal Prenatal Depression and Anxiety on Child Socioemotional Development. *Journal of the American Academy of Child and Adolescent Psychiatry, 57*(9), 645–657.e8. <https://doi.org/10.1016/j.jaac.2018.06.012>

Malm, M.-C., Hildingsson, I., Rubertsson, C., Rådestad, I., & Lindgren, H. (2016). Prenatal attachment and its association with foetal movement during pregnancy—A population based survey. *Women and Birth: Journal of the Australian College of Midwives*, 29(6), 482–486. <https://doi.org/10.1016/j.wombi.2016.04.005>

McFarland, J., Salisbury, A. L., Battle, C. L., Hawes, K., Halloran, K., & Lester, B. M. (2011). Major depressive disorder during pregnancy and emotional attachment to the fetus. *Archives of Women's Mental Health*, 14(5), 425–434. <https://doi.org/10.1007/s00737-011-0237-z>

Medjedović Marčinko, V., Marčinko, D., Đorđević, V., & Orešković, S. (2011). Anxiety and Depression in Pregnant Women with Previous History of Spontaneous Abortion. *Collegium Antropologicum*, 35 supplement 1(1), 225–228.

Mercan, Y., & Selcuk, K. T. (2021). Association between postpartum depression level, social support level and breastfeeding attitude and breastfeeding self-efficacy in early postpartum women. *PLOS ONE*, 16(4), e0249538. <https://doi.org/10.1371/journal.pone.0249538>

Mundagowa, P. T., Chadambuka, E. M., Chimberengwa, P. T., & Mukora-Mutseyekwa, F. (2019). Determinants of exclusive breastfeeding among mothers of infants aged 6 to 12 months in Gwanda District, Zimbabwe. *International Breastfeeding Journal*, 14(1), 30. <https://doi.org/10.1186/s13006-019-0225-x>

Murray, A. L., Hemady, C. L., Do, H., Dunne, M., Foley, S., Osafo, J., Sikander, S., Madrid, B., Baban, A., Taut, D., Ward, C. L., Fernando, A., Thang, V. V., Eisner, M., Hughes, C., Fearon, P., Valdebenito, S., Tomlinson, M., Pathmeswaran, A., & Walker, S. (2022). Measuring antenatal depressive symptoms across the world: A validation and cross-country invariance analysis of the Patient Health Questionnaire-9 (PHQ-9) in eight diverse low-resource settings. *Psychological Assessment*, 34(11), 993–1007. Brown, R. H., Eisner, M., Walker, S., Tomlinson, M., Fearon, P., Dunne, M. P., Valdebenito, S., Hughes, C., Ward, C. L., Sikander, S., Osafo, J., Madrid, B., Baban, A., Van Thang, V., Fernando, A. D., & Murray, A. L. (2021). The impact of maternal adverse childhood experiences and prenatal depressive symptoms on foetal attachment: Preliminary evidence from expectant mothers across eight middle-income countries. *Journal of Affective Disorders*, 295, 612–619. <https://doi.org/10.1016/j.jad.2021.08.066><https://doi.org/10.1037/pas0001154>

Olufunlayo, T. F., Roberts, A. A., MacArthur, C., Thomas, N., Odeyemi, K. A., Price, M., & Jolly, K. (2019). Improving exclusive breastfeeding in low and middle-income countries: A

systematic review. *Maternal & Child Nutrition*, 15(3), e12788. <https://doi.org/10.1111/mcn.12788>

Özcan, N. K., Boyacıoğlu, N. E., Dikeç, G., Dinç, H., Enginkaya, S., & Tomruk, N. (2018). Prenatal and Postnatal Attachment Among Turkish Mothers Diagnosed with a Mental Health Disorder. *Issues in Mental Health Nursing*, 39(9), 795–801. <https://doi.org/10.1080/01612840.2018.1455773>

Pallant, J. F., Haines, H. M., Hildingsson, I., Cross, M., & Rubertsson, C. (2014). Psychometric evaluation and refinement of the Prenatal Attachment Inventory. *Journal of Reproductive and Infant Psychology*, 32(2), 112–125. <https://doi.org/10.1080/02646838.2013.871627>

Parsons, C. E., Young, K. S., Rochat, T. J., Kringelbach, M. L., & Stein, A. (2012). Postnatal depression and its effects on child development: A review of evidence from low- and middle-income countries. *British Medical Bulletin*, 101(1), 57–79. <https://doi.org/10.1093/bmb/ldr047>

Rollè, L., Giordano, M., Santoniccolo, F., & Trombetta, T. (2020). Prenatal Attachment and Perinatal Depression: A Systematic Review. *International Journal of Environmental Research and Public Health*, 17(8), 2644. <https://doi.org/10.3390/ijerph17082644>

Rollè, L., Giordano, M., Santoniccolo, F., & Trombetta, T. (2020). Prenatal Attachment and Perinatal Depression: A Systematic Review. *International Journal of Environmental Research and Public Health*, 17(8), 8. <https://doi.org/10.3390/ijerph17082644>

Rollins, N. C., Bhandari, N., Hajeebhoy, N., Horton, S., Lutter, C. K., Martines, J. C., Piwoz, E. G., Richter, L. M., & Victora, C. G. (2016). Why invest, and what it will take to improve breastfeeding practices? *The Lancet*, 387(10017), 491–504. [https://doi.org/10.1016/S0140-6736\(15\)01044-2](https://doi.org/10.1016/S0140-6736(15)01044-2)

Scharfe, E. (2012). Maternal Attachment Representations and Initiation and Duration of Breastfeeding. *Journal of Human Lactation*, 28(2), 218–225. <https://doi.org/10.1177/0890334411429111>

Sha, T., Gao, X., Chen, C., Li, L., Cheng, G., Wu, X., Tian, Q., Yang, F., He, Q., & Yan, Y. (2019). A prospective study of maternal postnatal depressive symptoms with infant-feeding practices in a Chinese birth cohort. *BMC Pregnancy and Childbirth*, 19(1), 388. <https://doi.org/10.1186/s12884-019-2559-1>

Sheeba, B., Nath, A., Metgud, C. S., Krishna, M., Venkatesh, S., Vindhya, J., & Murthy, G. V. S. (2019). Prenatal Depression and Its Associated Risk Factors Among Pregnant Women in

Bangalore: A Hospital Based Prevalence Study. *Frontiers in Public Health*, 7, 108. <https://doi.org/10.3389/fpubh.2019.00108>

Silva, C. S., Lima, M. C., Sequeira-de-Andrade, L. A. S., Oliveira, J. S., Monteiro, J. S., Lima, N. M. S., Santos, R. M. A. B., & Lira, P. I. C. (2017). Association between postpartum depression and the practice of exclusive breastfeeding in the first three months of life. *Jornal De Pediatria*, 93(4), 356–364. <https://doi.org/10.1016/j.jped.2016.08.005>

Silva, V. A. A. L., Caminha, M. F. C., Silva, S. L., Serva, V. M. S. B. D., Azevedo, P. T. A. C. C., & Filho, M. B. (2019). Maternal breastfeeding: Indicators and factors associated with exclusive breastfeeding in a subnormal urban cluster assisted by the Family Health Strategy. *Jornal de Pediatria (English Edition)*, 95(3), 298–305. <https://doi.org/10.1016/j.jped.2018.01.004>

Skouteris, H., Bailey, C., Nagle, C., Hauck, Y., Bruce, L., & Morris, H. (2017). Interventions Designed to Promote Exclusive Breastfeeding in High-Income Countries: A Systematic Review Update. *Breastfeeding Medicine*, 12(10), 604–614. <https://doi.org/10.1089/bfm.2017.0065>

Sriraman, N. K., & Kellams, A. (2016). Breastfeeding: What are the Barriers? Why Women Struggle to Achieve Their Goals. *Journal of Women's Health (2002)*, 25(7), 714–722. <https://doi.org/10.1089/jwh.2014.5059>

Tariqujjaman, M., Hasan, M. M., Mahfuz, M., Ahmed, T., & Hossain, M. (2022). Between and Within-Country Variations in Infant and Young Child Feeding Practices in South Asia. *International Journal of Environmental Research and Public Health*, 19(7). Scopus. <https://doi.org/10.3390/ijerph19074350>

Tăut, D. (2017). Breastfeeding (Un)Covered: Narratives of Public Breastfeeding on Romanian Discussion Forums. *International Journal of Behavioral Medicine*, 24(6), 815–826. <https://doi.org/10.1007/s12529-017-9687-7>

Trombetta, T., Giordano, M., Santoniccolo, F., Vismara, L., Della Vedova, A. M., & Rollè, L. (2021). Pre-natal Attachment and Parent-To-Infant Attachment: A Systematic Review. *Frontiers in Psychology*, 12. <https://www.frontiersin.org/article/10.3389/fpsyg.2021.620942>

Unicef/WHO. (2009). Questionnaire for Breastfeeding Mother. *BFHI Section 4: Hospital Self-Appraisal and Monitoring*, 64–66.

Valdebenito, S., Murray, A., Hughes, C., Băban, A., Fernando, A. D., Madrid, B. J., Ward, C., Osafo, J., Dunne, M., Sikander, S., Walker, S. P., Thang, V. V., Tomlinson, M., Fearon, P., Shenderovich, Y., Marlow, M., Chaturika, D., Taut, D., & Eisner, M. (2020). Evidence for Better Lives Study: A comparative birth-cohort study on child exposure to violence and other adversities in eight low- and middle-income countries - foundational research (study protocol). *BMJ Open*, 10(10), e034986. <https://doi.org/10.1136/bmjopen-2019-034986>

Victora, C. G., Bahl, R., Barros, A. J. D., França, G. V. A., Horton, S., Krasevec, J., Murch, S., Sankar, M. J., Walker, N., Rollins, N. C., & Lancet Breastfeeding Series Group. (2016). Breastfeeding in the 21st century: Epidemiology, mechanisms, and lifelong effect. *Lancet (London, England)*, 387(10017), 475–490. [https://doi.org/10.1016/S0140-6736\(15\)01024-7](https://doi.org/10.1016/S0140-6736(15)01024-7)

WHO: The World Health Organization Process of Translation and Adaptation of Instruments In.; 2017

Wojcicki, J. M., Holbrook, K., Lustig, R. H., Epel, E., Caughey, A. B., Muñoz, R. F., Shiboski, S. C., & Heyman, M. B. (2011). Chronic maternal depression is associated with reduced weight gain in latino infants from birth to 2 years of age. *PloS One*, 6(2), e16737. <https://doi.org/10.1371/journal.pone.0016737>

Yan, J., Liu, L., Zhu, Y., Huang, G., & Wang, P. P. (2014). The association between breastfeeding and childhood obesity: A meta-analysis. *BMC Public Health*, 14(1), 1267. <https://doi.org/10.1186/1471-2458-14-1267>

Yılmaz, S. D., & Kızılkaya Beji, N. (2010). Levels of coping with stress, depression and prenatal attachment and affecting factors of pregnant women. *General Medical Journal*, 20(3), 99-108.

Table 1.

Demographic characteristics of Participants at Baseline and Follow up

		Baseline		Follow up	
		n	%	n	%
Country	Jamaica	152	12.8	143	13.5
	Sri Lanka	152	12.8	141	11.8
	Ghana	145	12.2	119	10.0
	Pakistan	134	11.3	121	10.2
	Philippines	154	13.0	141	11.8
	Romania	150	12.7	114	9.6
	South Africa	148	12.5	127	10.7
	Vietnam	150	12.7	148	12.4
	Missing			131	11.0
Education	No/incomplete primary education	91	7.8		
	Primary school educated	83	7.1		
	Secondary school educated	563	48.0		
	Vocational/technical school educated	86	7.3		
	University educated	247	21.0		
	Other	102	8.7		
	Missing	13	.60		
Mother's age	18 – 24	322	27.2		
	25 – 34	687	57.9		
	35 – 44	172	14.5		
	45+	4	4		
	Missing	0	0		
Weeks of pregnancy	28 – 30	316	26.6		
	31 – 33	333	28.1		
	34 - 36	308	26.0		

	37 – 39	195	16.4
	40+	33	2.8
	Missing	0	0
Household possessions	1-5	103	8.7
	6-10	609	51.4
	11-15	426	36.0
	Missing	47	4
Birth weight (kg)	1.1-2	13	1.1
	2.01-3	428	35.6
	3.02-4	535	44.5
	4.02 +	34	2.8
	Missing	191	15.9
Birth body length (cm)	29.97-40	6	0.5
	41-50	387	32.2
	50.04-61	329	27.3
	Missing	481	40
Child head circumference (cm)	26-30	72	6
	31-40	633	52.6
	42-50	4	0.4
	53 +	3	0.3
	Missing	491	40.8

Table 2.

Correlations between Study Variables

Variable	1	2	3	4	5	6	7	8	9	10
1. Prenatal depression	-									
2. Postnatal depression	.473**	-								
3. Foeto-maternal attachment	-.149**	-.041	-							
4. Mother's education	-.136**	-.097**	.310**	-						
5. Mother's age	-.059*	-.120**	-.029	-.007	-					
6. Socio-economic status	-.162**	-.123**	.165**	.393*	.123**	-				
7. Birth weight	-.046	-.119**	-.014	-.029	.134**	.109**	-			
8. Birth body length	-.072*	-.109**	.164**	.344**	.063*	.313**	-.002	-		
9. Birth head circumference	.107**	.149**	.056	-.033	.009	-.014	.009	-.024	-	
10. Breastfeeding exclusivity	-.103**	-.126**	.026	.043	.011	.072*	-.031	.041	-.093*	-

Significant coefficients: * $p < .05$. ** $p < .01$.

Figure 1.
Tested models

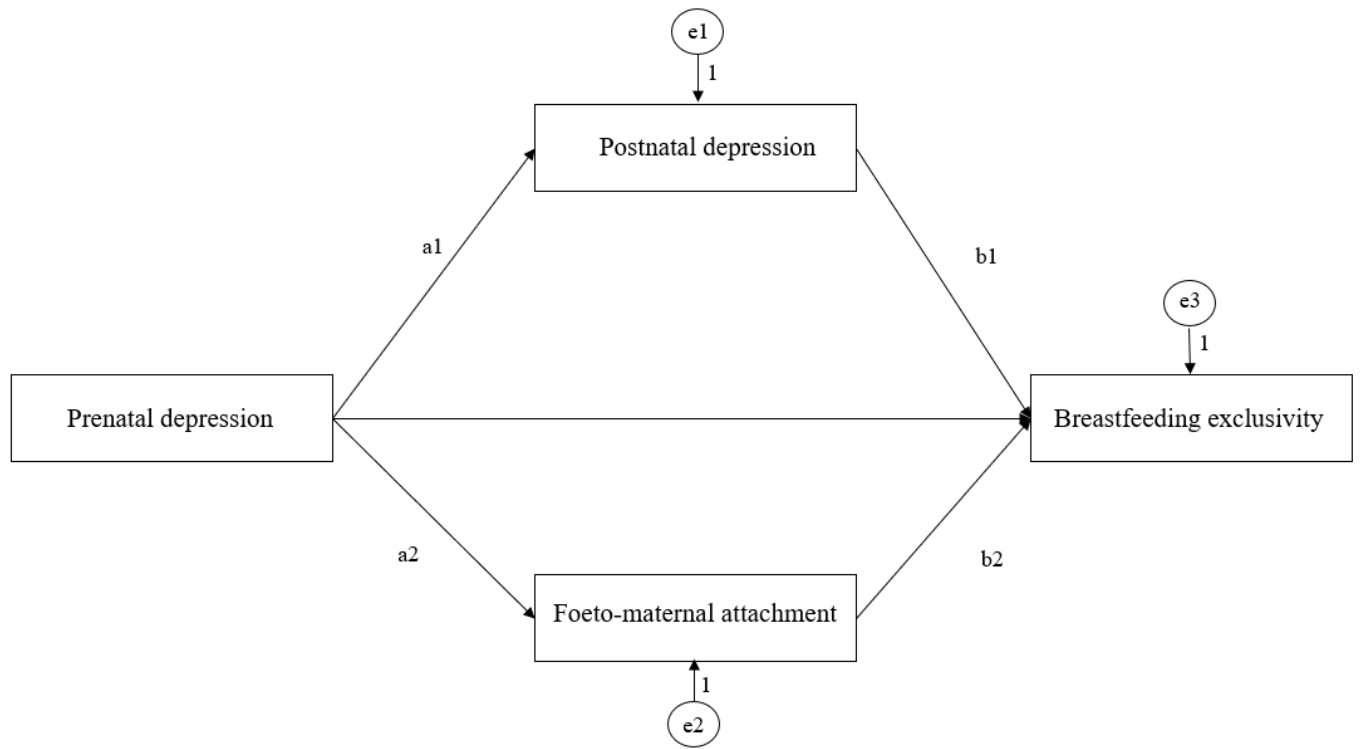


Figure 1.1 Mediation model of key variables

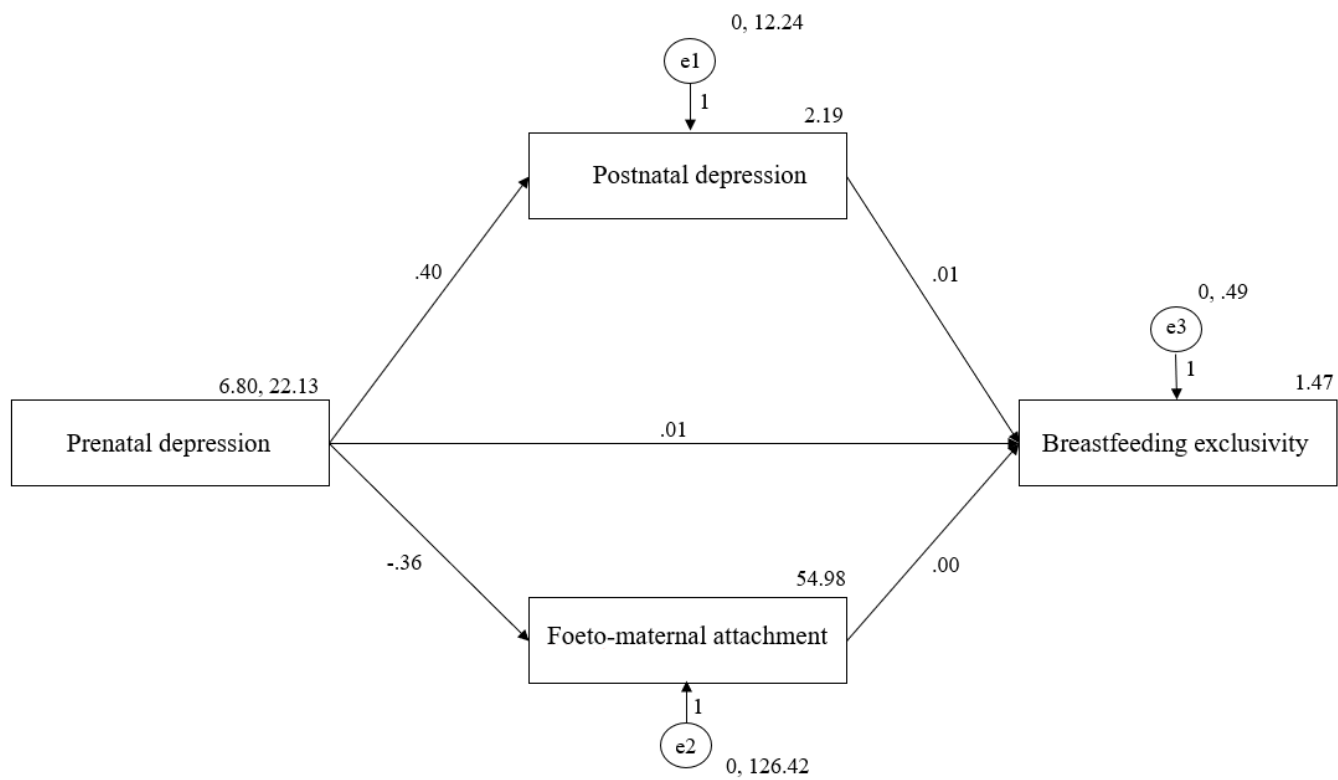


Figure 1.2 Tested mediation model between key variables

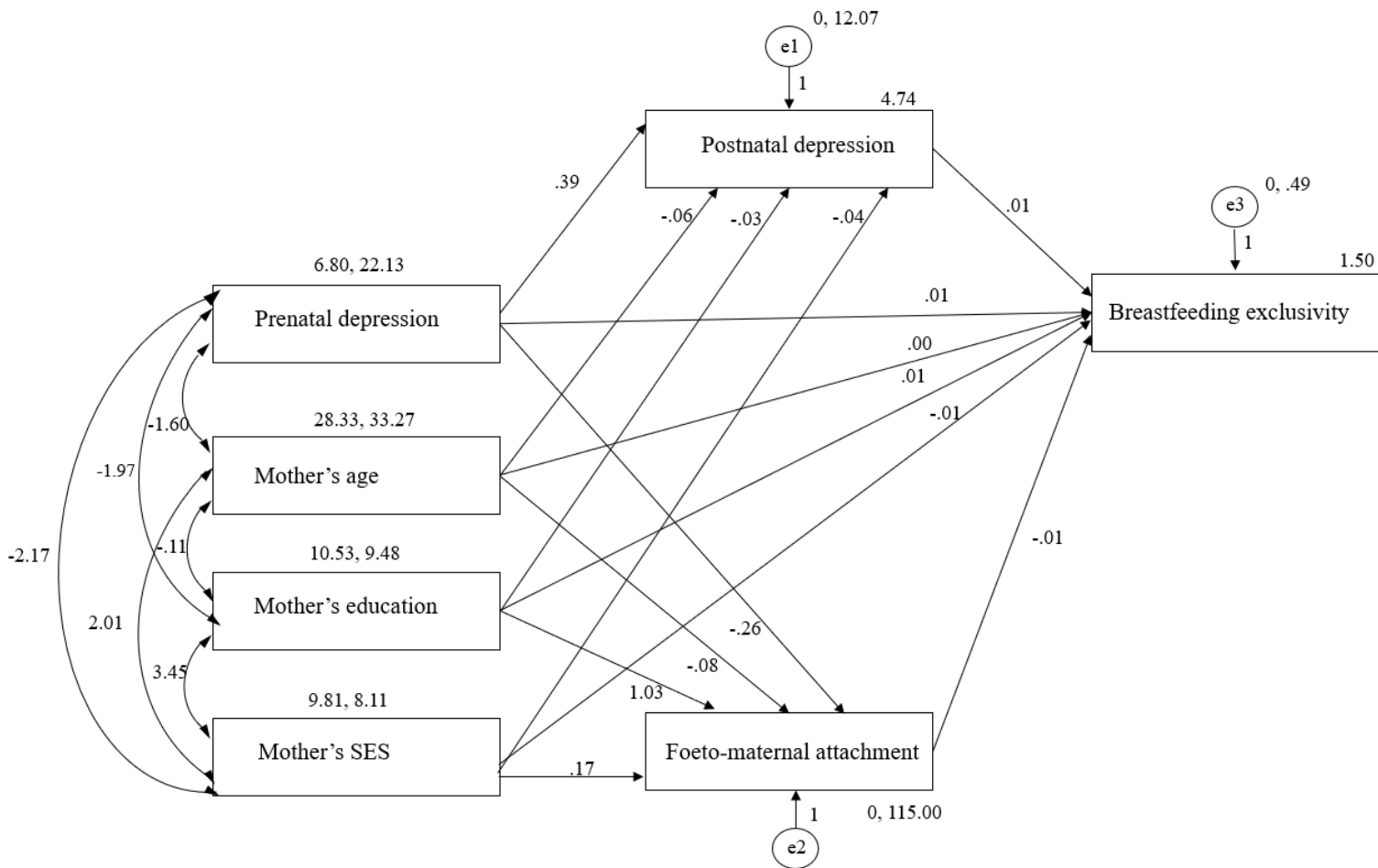


Figure 1.3 Mediation model including mother's age, education and socioeconomic status as covariates

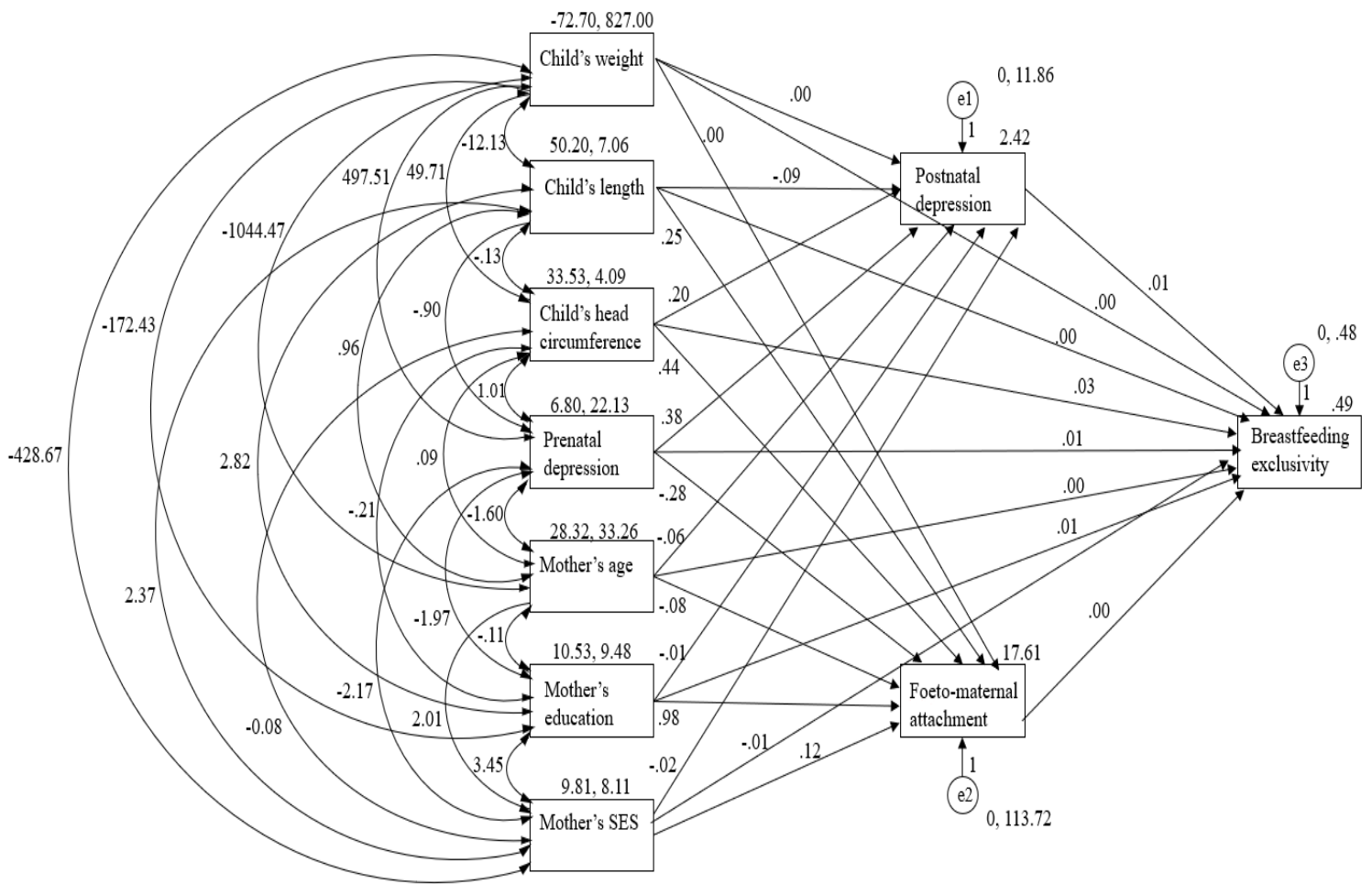


Figure 1.4 Mediation model including mother's age, education and socioeconomic status, child's weight, body length and head circumference as covariates

Table 3.

Unconstrained multi-group mediation model with parameters free to vary across countries

Country	a1	a2	b1	b2	Direct effect		Indirect effect	
	β	β	β	β	β	95% CI	β	95% CI
Ghana	0.522**	-0.157	-0.087	-0.009	-.114	-.303; .075	-.044	-.151; .070
Jamaica	0.448**	-0.109	-0.012	0.011	.011	-.167; .189	-.006	-.088; .080
Pakistan	0.555**	0.081	-0.249*	-0.096	.060	-.135; .247	-.145*	-.269; -.039
Philippines	0.392**	-0.261**	0.067	-0.006	-.085	-.262; .098	.028	-.051; .125
Romania	0.438**	-0.075	-0.079	-0.281**	.024	-.165; .215	-.013	-.103; .094
South Africa	0.402**	-0.245*	-0.056	0.044	.000	-.174; .173	-.032	-.131; .051
Sri Lanka	0.386**	-0.258*	-0.141	0.088	.108	-.067; .277	-.077*	-.192; -.005
Vietnam	0.237*	-0.074	-0.06	0.092	-.054	-.234; .108	-.021	-.081; .019

Note. Path a1 is the effect of prenatal depression on postnatal depression

Path a2 is the effect of prenatal depression on postnatal foeto-maternal attachment

Path b1 is the effect of postnatal depression on breastfeeding exclusivity

Path b2 is the effect of foeto-maternal attachment on breastfeeding exclusivity

