

Supplement Table 1. Article distribution by journal and impact factor

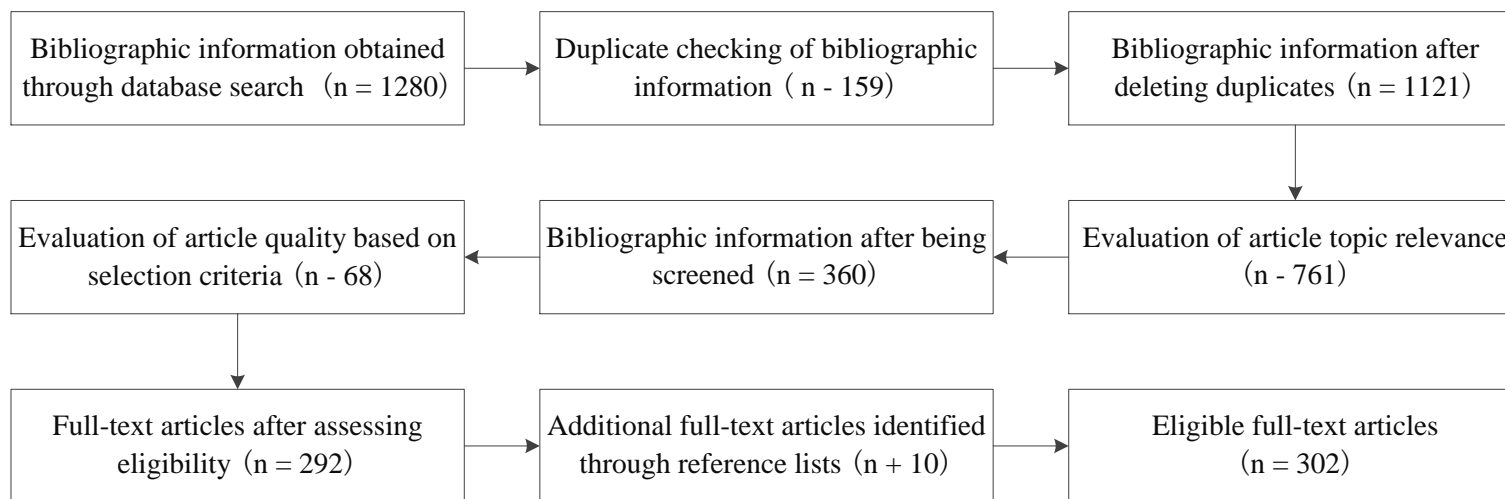
Journal	JIF	Total	%
Journal of Cleaner Production	6.395	1	0.3%
Tourism Management	6.012	52	17.2%
Journal of World Business	5.789	1	0.3%
Annals of Tourism Research	5.493	27	8.9%
Journal of Travel Research	5.338	14	4.6%
International Journal of Hospitality Management	4.465	4	1.3%
Journal of Travel Medicine	4.155	2	0.7%
Journal of Business Research	4.028	1	0.3%
International Journal of Contemporary Hospitality Management	3.957	1	0.3%
Technological Forecasting and Social Change	3.815	2	0.7%
Journal of Destination Marketing & Management	3.800	10	3.3%
Safety Science	3.619	1	0.3%
Journal of Transport Geography	3.560	1	0.3%
Journal of Sustainable Tourism	3.400	4	1.3%
Current Issues in Tourism	3.395	27	8.9%
Computers Environment and Urban Systems	3.393	1	0.3%
Journal of Economic Geography	3.359	1	0.3%
Journal of Hospitality Marketing & Management	3.011	1	0.3%
Journal of Travel & Tourism Marketing	2.988	11	3.6%
Aquatic Conservation-Marine and Freshwater Ecosystems	2.935	1	0.3%
Geoforum	2.926	1	0.3%
Journal of Hospitality & Tourism Research	2.849	2	0.7%
PLOS ONE	2.776	1	0.3%
Geopolitics	2.756	1	0.3%
Tourism Geographies	2.747	7	2.3%
Mitigation and Adaptation Strategies for Global Change	2.651	1	0.3%
Geoheritage	2.597	1	0.3%
Sustainability	2.592	7	2.3%
International Journal of Disaster Risk Reduction	2.568	1	0.3%
Risk Analysis	2.564	1	0.3%
Globalization and Health	2.554	1	0.3%
Scandinavian Journal of Hospitality and Tourism	2.508	2	0.7%
Journal of Hospitality and Tourism Management	2.496	8	2.6%
Cornell Hospitality Quarterly	2.492	3	1.0%
Tourism Management Perspectives	2.485	10	3.3%
Journal of Conflict Resolution	2.471	1	0.3%
International Journal of Environmental Research and Public Health	2.468	1	0.3%
Journal of Air Transport Management	2.412	1	0.3%
Natural Hazards	2.319	1	0.3%
Security Dialogue	2.295	1	0.3%
Service Business	2.293	1	0.3%
International Journal of Tourism Research	2.278	8	2.6%
Ergonomics	2.181	1	0.3%
Urban Affairs Review	2.081	1	0.3%
Papers in Regional Science	2.020	2	0.7%
Others	<2.0	74	24.5%

Supplement Table 2. Top 13 of highly-cited articles by author and journal

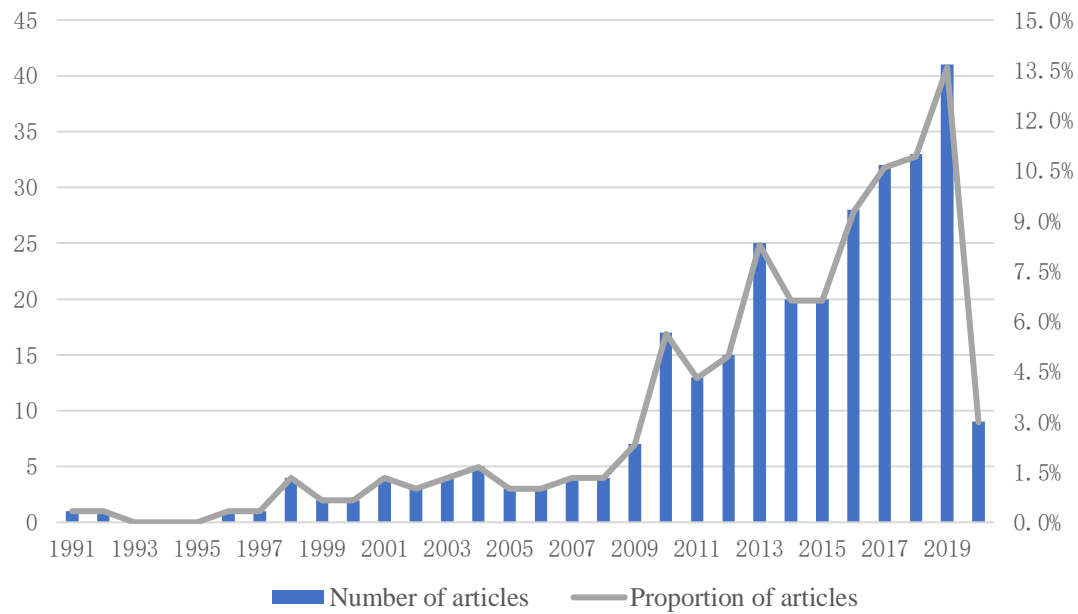
Author	Journal	Year	Freq
Hall CM	CURR ISSUES TOUR	2010	24
Ritchie BW	ASPEC TOUR	2009	19
Smeral E	J TRAVEL RES	2010	16
Hystad PW	TOURISM MANAGE	2008	15
Mair J	CURR ISSUES TOUR	2016	14
Papatheodorou A	J TRAVEL RES	2010	14
Song HY	J TRAVEL RES	2010	14
Cioccio L	TOURISM MANAGE	2007	12
Rittichainuwat BN	TOURISM MANAGE	2009	12
Kozak M	INT J TOUR RES	2007	11
Faulkner B	TOURISM MANAGE	2001	11
Saha S	J TRAVEL RES	2014	11
Ritchie BW	TOURISM MANAGE	2004	11

Supplement Table 3. Top 19 articles with strongest citation bursts

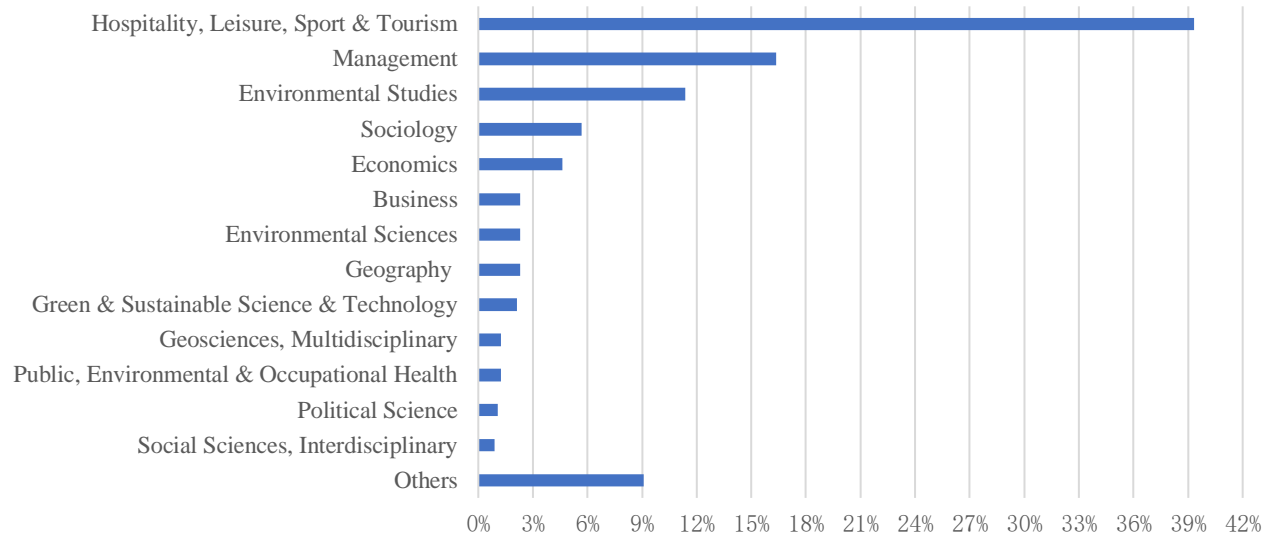
Author	Journal	Year	Strength	Begin	End	Citations (2004-2020)
Faulkner B	TOURISM MANAGE	2001	6.3759	2004	2009	
Blake A	ANN TOURISM RES	2003	4.964	2005	2011	
Ritchie BW	TOURISM MANAGE	2004	5.893	2009	2012	
Kozak M	INT J TOUR RES	2007	4.7961	2010	2014	
Smeral E	J TRAVEL RES	2009	3.7422	2010	2015	
Cioccio L	TOURISM MANAGE	2007	4.4985	2010	2015	
Mansfeld Y	TOURISM SECURITY SAF	2006	3.4789	2010	2014	
Ritchie BW	ASPEC TOUR	2009	5.1615	2011	2017	
Reisinger Y	J TRAVEL RES	2005	4.9256	2011	2013	
Hall CM	CURR ISSUES TOUR	2010	5.6182	2012	2018	
Hystad PW	TOURISM MANAGE	2008	5.7135	2012	2016	
Papatheodorou A	J TRAVEL RES	2010	4.7204	2014	2018	
Song HY	J TRAVEL RES	2010	4.1089	2015	2018	
Eugenio-Martin JL	ANN TOURISM RES	2014	3.9239	2015	2018	
Biran A	ANN TOURISM RES	2014	3.5039	2017	2020	
Mair J	CURR ISSUES TOUR	2016	5.5393	2017	2020	
Avraham E	TOURISM MANAGE	2015	4.3876	2017	2020	
Saha S	J TRAVEL RES	2014	5.0307	2018	2020	
Orchiston C	ANN TOURISM RES	2016	4.1087	2018	2020	



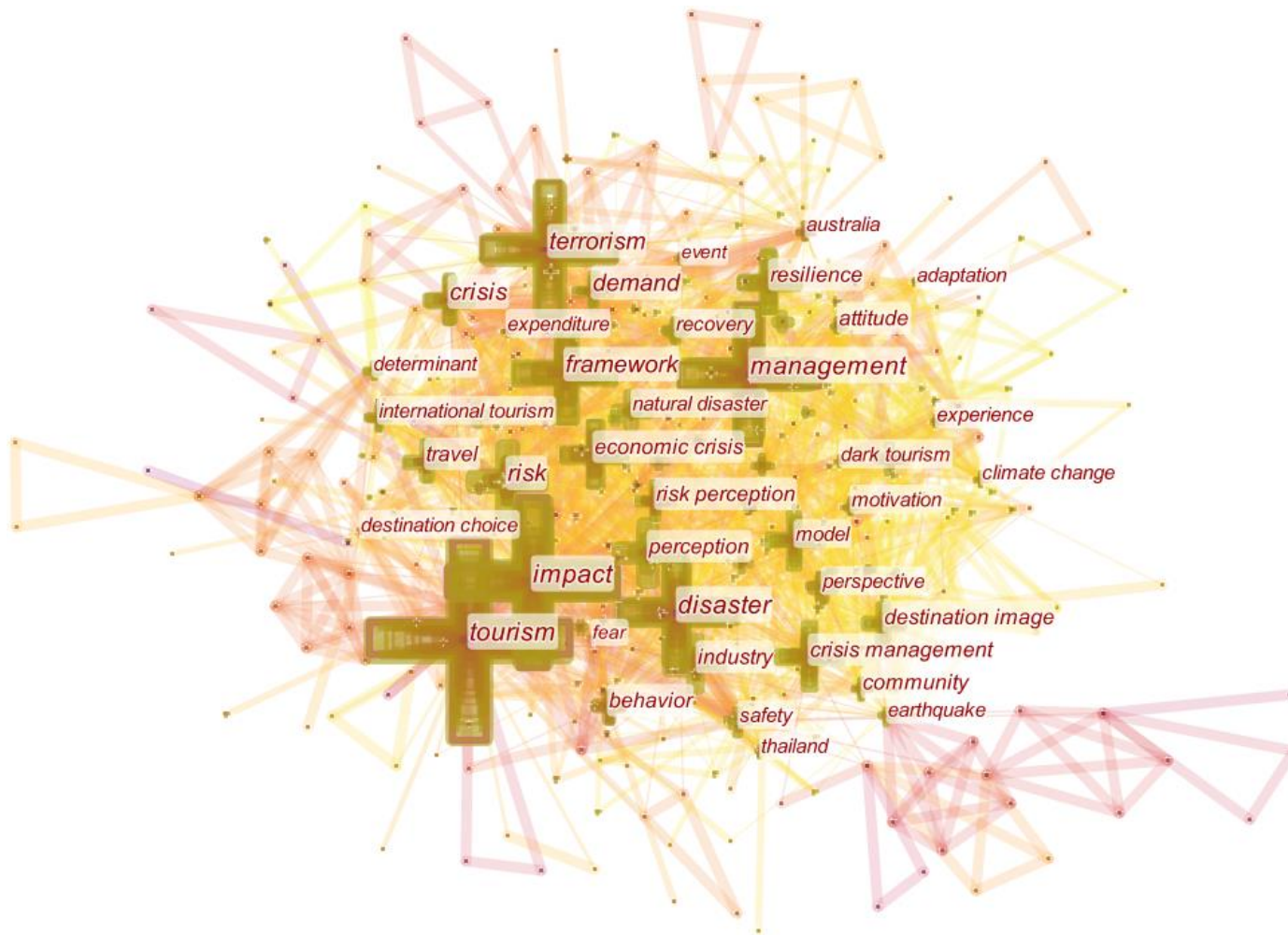
Supplement Figure 1. Flowchart of article retrieval and evaluation



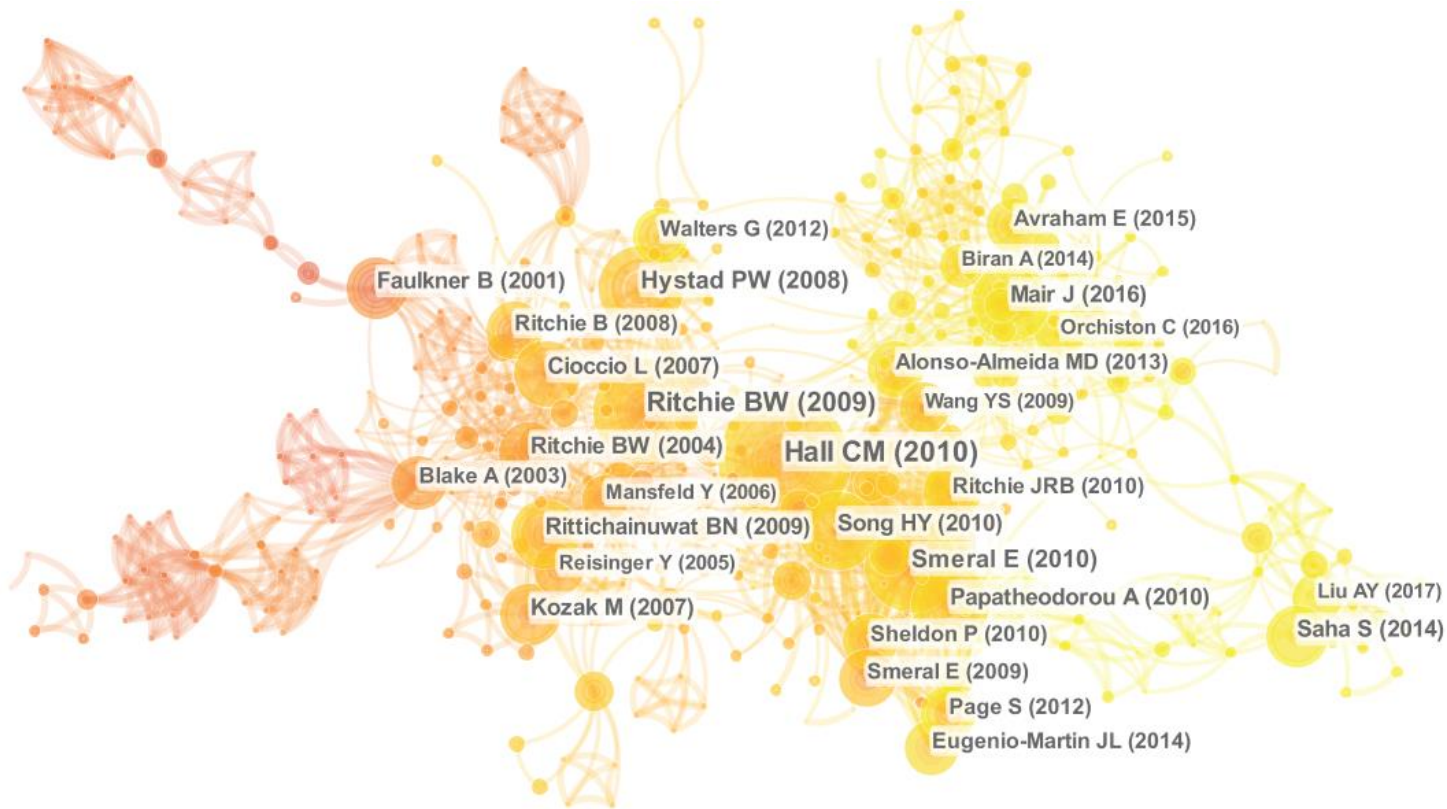
Supplement Figure 2. Annual distribution of articles



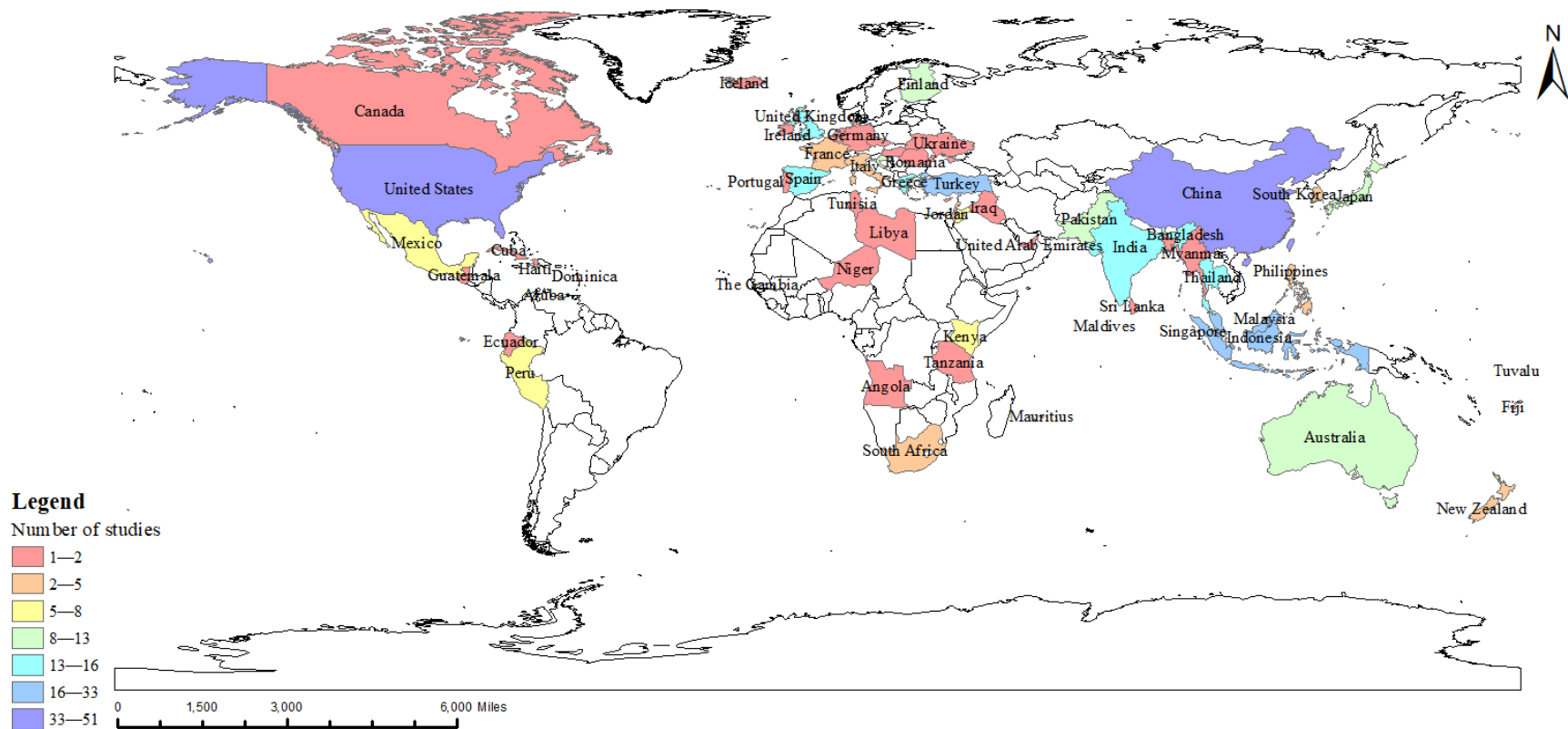
Supplement Figure 3. Literature category statistics for WoS



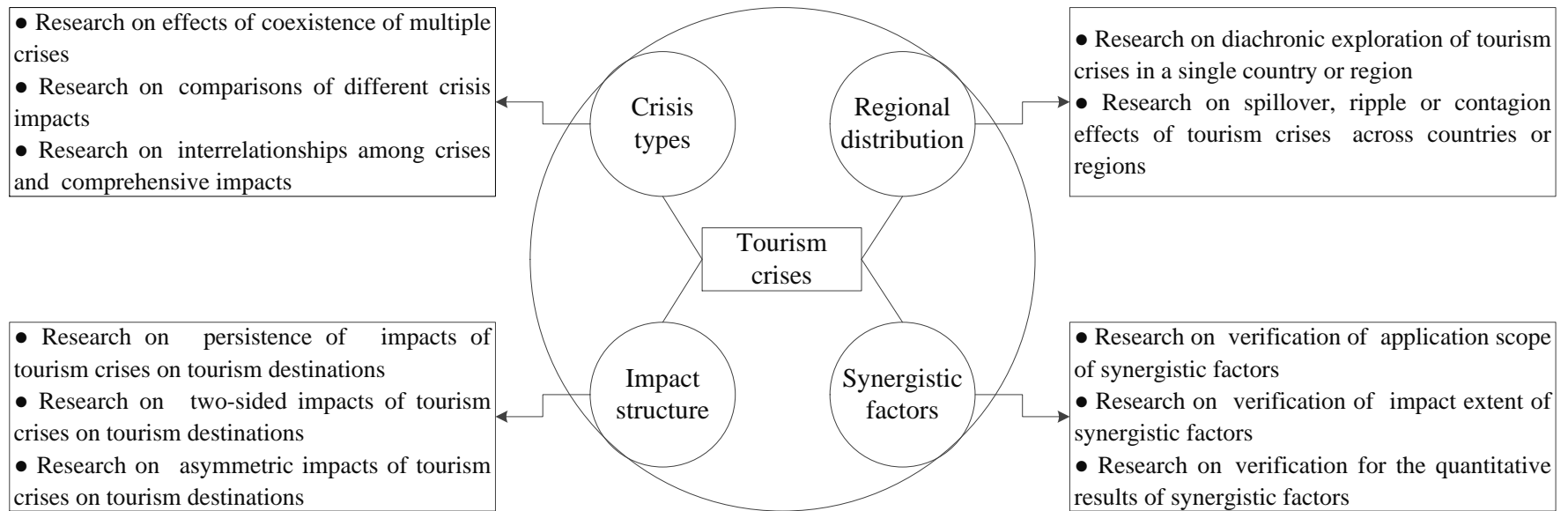
Supplement Figure 4. Cluster of network of co-occurring keywords



Supplement Figure 5. Network of co-cited articles



Supplement Figure 6. Regional distribution of tourism crises



Supplement Figure 7. Future research directions