

Nonlinear hydroelastic waves on a linear shear current at finite depth

T. Gao¹, Z. Wang^{2,3,†} and P. A. Milewski¹

¹Department of Mathematical Sciences, University of Bath, BA2 7AY, UK

²Institute of Mechanics, Chinese Academy of Sciences, Beijing 100190, China

³School of Engineering Science, University of Chinese Academy of Sciences, Beijing 100049, China

(Received xx; revised xx; accepted xx)

This work is concerned with waves propagating on water of finite depth with a constant vorticity current under a deformable flexible sheet. The pressure exerted by the sheet is modelled by using the Cosserat thin shell theory. By means of multi-scale analysis, small amplitude nonlinear modulation equations in several regimes are considered, including the Nonlinear Schrödinger equation (NLS) which is used to predict the existence of small-amplitude wavepacket solitary waves in the full Euler equations and to study the modulational instability of quasi-monochromatic wavetrains. Guided by these weakly-nonlinear results, fully nonlinear steady and time-dependent computations are performed by employing a conformal mapping technique. Bifurcation mechanisms and typical profiles of solitary waves for different underlying shear currents are presented in detail. It is shown that even when small-amplitude solitary waves are not predicted by the weakly nonlinear theory, we can numerically find large-amplitude solitary waves in the fully nonlinear equations. Time-dependent simulations are carried out to confirm the modulational stability results and illustrate possible outcomes of the nonlinear evolution in unstable cases.

Key words: flexural waves, shear flow, solitary waves, surface gravity waves

1. Introduction

Hydroelastic waves, which describe interactions between deformable ice sheets and water flows beneath, attract a growing interest due to their contribution to climate studies and ice-sheet breakup (Massom *et al.* 2018) and increasing human activities in polar regions. Hydroelastic waves also enjoy a wide range of engineering applications such as airfields built on floating ice, ice breaking with air-cushioned vehicles, and manmade Very Large Floating Structures. The typical wavelength of hydroelastic waves varies from tens to hundreds of meters, and in consequence, these wave phenomena are easily observable and measurable. A number of field studies have been conducted at McMurdo Sound in Antarctica (Squire *et al.* 1988) and at Lake Saroma in Hokkaido, Japan (Takizawa 1985, 1988). For a quick review, the readers are referred to Ashton (1986); Părău & Dias (2002); Squire *et al.* (1996) and references therein.

As stated in Korobkin *et al.* (2011), a major difficulty with studying hydroelastic waves is the modelling of ice deformations. Linear Euler-Bernoulli beam theory has been

† Email address for correspondence: zwang@imech.ac.cn

intensively used in the early development of hydroelastic waves, where the pressure P exerted by the elastic sheet due to flexing is expressed as $P = D\eta_{xxxx}$ where D is the flexural rigidity, x is the direction of wave propagation, and η describes free-surface fluctuations. It is a very good approximation while dealing with small deformations of the elastic cover. The ice breaks due to large wave amplitude where the elastic model is no longer appropriate. By Goodman *et al.* (1980), it happens when the strain in the ice is greater than some critical value that is 4.3×10^{-5} for sea ice and 2.14×10^{-4} for pure ice. The monograph by Squire *et al.* (1996) summarises linear theories prior to 1996. However the model becomes inaccurate while describing waves of finite amplitude. Observations of intense waves-in-ice events reported by Marko (2003) highlight this limitation. To compute accurately large deformations of the sheet, the nonlinear Kirchhoff-Love (KL) theory of plates was first adopted, where the pressure is in the form of $P = D\kappa_{xx}$ (κ is the curvature of the surface). Based on the KL model, Forbes (1986) computed steady periodic hydroelastic waves of finite amplitude by using a high-order series-expansion technique. For the moving load problem, Părău & Dias (2002) derived a forced nonlinear Schrödinger equation (NLS), by means of which the authors proved the existence of solitary waves for shallow to moderate water depths. More recently, Milewski *et al.* (2013) numerically found dark solitary waves and depression generalised solitary waves in deep water in the full Euler equations by using a conformal mapping technique. The existence of these solutions with non-decaying oscillatory tails in the far field was due to the fact that the associated NLS at the bifurcation point is of defocussing type. As a result, free solitary waves can only exist at finite amplitude, and they are numerically found by Milewski *et al.* (2011). This is in contrast with capillary-gravity solitary waves in deep water bifurcating from infinitesimal periodic waves (Wang & Milewski 2012). A numerical approach of truncating series was adopted by Vanden-Broeck & Părău (2011) to compute nonlinear periodic waves and elevation generalised solitary waves in finite-depth water, and infinitely many families of solutions were found.

Toland (2007) proposed a novel model on the pressure exerted by the ice sheet based on the Cosserat theory of hyperelastic shells satisfying Kirchhoff's hypotheses, which takes the form

$$P = D \left(\kappa_{ss} + \frac{1}{2} \kappa^3 \right), \quad (1.1)$$

where s is the arclength parameter. This new model is consistent with conservation of elastic potential energy and has become the standard model for both theoretical and numerical analyses. Guyenne & Părău (2012) discovered depression and elevation branches of solitary waves below the minimum of the phase speed under this framework. Their results were extended by Wang *et al.* (2013) to the global bifurcation in the subcritical regime. Gao & Vanden-Broeck (2014) revisited the problem and showed that elevation generalised solitary waves exist in finite depth but discrete embedded solitons featuring decaying tails were not found. Unsteady computations were performed by Guyenne & Părău (2012) in deep water and by Guyeene & Părău (2014) in shallow water using direct numerical simulations based on the truncated Dirichlet-Neumann operator. The dynamics of hydroelastic solitary waves in the full Euler equations was carried out by Gao *et al.* (2016) in deep water and by Gao *et al.* (2018) for shallow water. In addition, new asymmetric solitary waves were also discovered in this context by the same authors (Gao *et al.* 2016, 2018). Stability of two-dimensional hydroelastic periodic waves was investigated by Trichtchenko *et al.* (2019) via asymptotic analysis for modulational instability and linear spectral analysis using the Fourier-Floquet-Hill method. Besides,

numerical computations were used to analyse high-frequency instabilities in addition to the modulational instability.

The aforementioned literatures all bear on the irrotational flow of inviscid fluids. However, sea surface waves are frequently accompanied by underlying currents. Currents, the dominant horizontal water movements in the ocean, are normally considered to be steady in view of their large temporal and spatial scales in comparison with surface waves. But in many situations the current velocity in the vertical direction is not constant (e.g. tidal current and wind-driven current), and the simplest configuration is a linear shear or constant-vorticity current. Surface gravity waves propagating on linear shear currents were investigated intensively by many authors. Of note are the works of Thomas *et al.* (2012) who derived nonlinear Schrödinger equations (such equation was called a vor-NLS in Thomas *et al.* (2012)) to investigate the modulational instability of wavetrains, Francius & Kharif (2017) who conducted the stability analysis based on a linear spectral method, Guyenne (2017) who proposed a high-order spectral method using Dirichlet-Neumann operator, Simmen & Saffman (1985); Teles Da Silve & Peregrine (1988); Vanden-Broeck (1994) who computed steady periodic waves in the full Euler equations using hodograph transformation and boundary integral method, Choi (2009) who numerically studied the Benjamin-Feir instability via a time-dependent conformal mapping technique, and Riberio *et al.* (2017) who investigated the flow structure beneath rotational water waves. More recently Hsu *et al.* (2018) derived a nonlinear Schrödinger equation for surface capillary-gravity waves on water of finite depth in the presence of constant vorticity to conduct modulational stability analysis. In the case of three-dimensional space, Milewski & Wang (2013) derived a Benney-Roskes-Davey-Stewartson model which was used to compute fully localised lumps. Fully nonlinear computations of the three-dimensional solitary waves were achieved by Trichtchenko *et al.* (2018).

In the context of hydroelastic waves, there is still much to explore in wave-current interactions. Peake (2001, 2004) studied the interaction between a uniform current and the elastic plate, and showed that a mean flow has a significant influence on hydroelastic waves. Gao *et al.* (2019) computed travelling hydroelastic solitary waves and their dynamics in the presence of a linear shear current in the limit of deep water. Bhattacharjee & Sahoo (2009) investigated the effect of a linear shear current profile on the propagation of flexural-gravity waves in the linear shallow-water theory, and the transmission and reflection coefficients were derived by imposing conservation of energy flux and the continuity of the vertical deflection of the ice sheet. Another relevant example is the flapping of an elastic plate in a confined channel. It enjoys quite a range of engineering and biomedical applications, for example, energy harvesting devices (Balint & Lucey 2005; Jaiman *et al.* 2014; Shoele & Mittal 2016). A linear shear current in the presence of viscosity can be achieved experimentally by moving horizontally the rigid bottom with a constant speed (see fig 1(a)) or by dragging the plate with a specific value of speed U^* which equals the product of the fixed vorticity and the depth of water (so the velocity at the bottom is zero). A schematic is shown in Figure 1.

In this work, we are concerned with hydroelastic waves on water of finite depth interacting with a linear shear current in inviscid flows. We derive a nonlinear Schrödinger equation for quasi-monochromatic wavetrains and discuss the various behaviours of the coefficient of the nonlinear term from the NLS at different parameter values. Fully nonlinear computations of solitary waves, as well as Benjamin-Feir instability, are performed to validate the predictions of the NLS and describe behaviour beyond its applicability. The rest of the paper is structured as follows. The mathematical formulation of the problem is presented in §2, following by the derivation of the NLS in §3, analysis of the

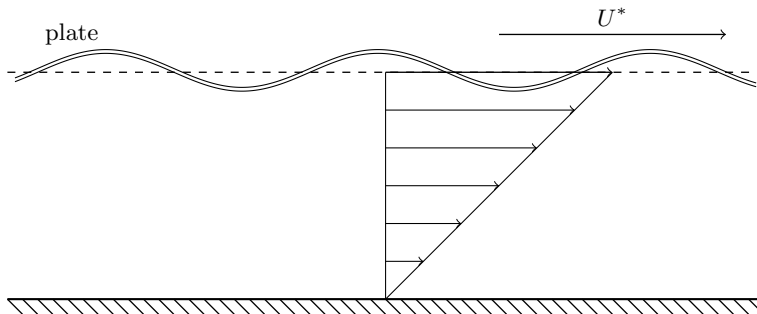


FIGURE 1. Schematic of the relevant problems.

modulational instability in §4 and numerical scheme for the primitive equations in §5. The fully nonlinear results are presented in section §6, and a conclusion is given in §7.

2. Mathematical Formulation

We consider an incompressible flow of an inviscid fluid in a two-dimensional Cartesian coordinate system, where gravity points in the negative y direction. The velocity field is denoted (u, v) in the fluid region bounded below by the horizontal rigid bottom $y = -h$ and above by the elastic sheet $y = \eta(x, t)$. The Euler equations governing the motion of an ideal fluid body are

$$\frac{\partial u}{\partial x} + \frac{\partial v}{\partial y} = 0, \quad (2.1)$$

$$\frac{\partial u}{\partial t} + u \frac{\partial u}{\partial x} + v \frac{\partial u}{\partial y} = -\frac{P_x}{\rho}, \quad (2.2)$$

$$\frac{\partial v}{\partial t} + u \frac{\partial v}{\partial x} + v \frac{\partial v}{\partial y} = -\frac{P_y}{\rho} - g, \quad (2.3)$$

where P is the pressure, ρ the density of the fluid, and g the acceleration due to gravity. The boundary conditions of the present problem are

$$\begin{cases} v = \eta_t + u\eta_x, & \text{at } y = \eta(x, t), \\ P - P_{atm} = D \left(\kappa_{ss} + \frac{\kappa^3}{2} \right), & \text{at } y = \eta(x, t), \\ v = 0, & \text{at } y = -h, \end{cases} \quad (2.4)$$

where D is the flexural rigidity of the elastic cover and P_{atm} is the atmospheric pressure assumed to be zero. Here κ is the curvature of the deformable sheet, and κ_{ss} is its second derivative with respect to the arclength parameter s . The vorticity is denoted by

$$\Omega \triangleq \frac{\partial v}{\partial x} - \frac{\partial u}{\partial y}. \quad (2.5)$$

The governing equation for the vorticity

$$\Omega_t + u\Omega_x + v\Omega_y = 0, \quad (2.6)$$

indicates that if the initial vorticity is constant everywhere in the fluid body, it remains unchanged as time evolves. By assuming a constant vorticity $\Omega = \Omega_0$, it can be easily

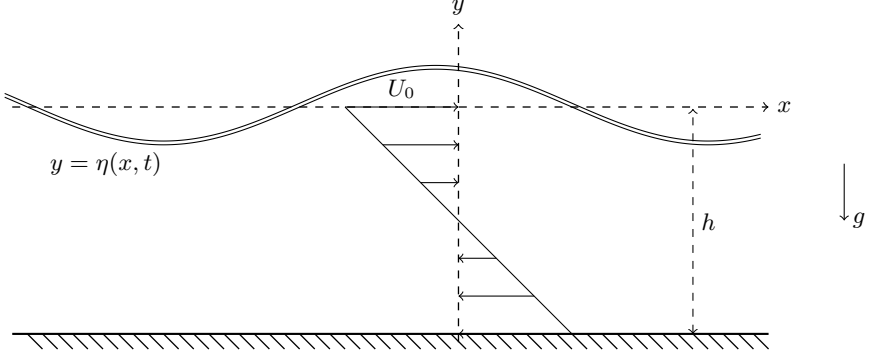


FIGURE 2. Schematic description of the present problem.

checked that

$$(u_0, v_0) = (U_0 - \Omega_0 y, 0), \quad \text{in } -h < y < 0, \quad (2.7)$$

is a solution to the Euler equations, satisfying all boundary conditions, where U_0 is a constant velocity at $y = 0$. For this two-dimensional problem, we assume that the velocity field is an irrotational perturbation of the linear shear current, namely,

$$(u, v) = (u_0, v_0) + \nabla\phi, \quad (2.8)$$

where ϕ is the potential function of the irrotational part (a schematic description is shown in Figure 2). Substituting (2.8) into (2.1–2.4) yields

$$\left. \begin{aligned} \phi_{xx} + \phi_{yy} &= 0, & \text{for } -h < y < \eta(x, t), \\ \phi_y &= 0, & \text{at } y = -h, \\ \eta_t &= \phi_y - \eta_x(u_0 + \phi_x), & \text{at } y = \eta(x, t), \\ \phi_t + u_0\phi_x + \frac{1}{2}|\nabla\phi|^2 + \Omega_0\psi + g\eta + \frac{D}{\rho}[\frac{1}{2}\kappa^3 + \kappa_{ss}] &= B(t), & \text{at } y = \eta(x, t), \end{aligned} \right\} (2.9)$$

where ψ is the streamfunction of the fluid, and the harmonic conjugate of ϕ as well. It is noted that the integral constant $B(t)$ can be absorbed by redefining the velocity potential ϕ , and we can always assume $U_0 = 0$ through a moving frame of reference.

3. Normal Form Analysis

In this section, we sketch the derivation of the cubic nonlinear Schrödinger equation and related modulational approximations by the method of multiple scales. By taking the derivative of the last equation of (2.9) with respect to x and making use of the Cauchy-Riemann relation to eliminate ψ , we arrive at

$$\begin{aligned} &\phi_{tx} + \eta_x\phi_{ty} + \phi_x(\phi_{xx} + \eta_x\phi_{xy}) + \phi_y(\phi_{xy} + \eta_x\phi_{yy}) - \Omega_0\eta(\phi_{xx} + \eta_x\phi_{xy}) \\ &- \Omega_0\eta_x\phi_x + \Omega_0(-\phi_y + \eta_x\phi_x) + g\eta_x + \frac{D}{\rho} \left[\frac{1}{2}\kappa^3 + \kappa_{ss} \right]_x = 0. \end{aligned} \quad (3.1)$$

For a weakly nonlinear wavetrain, we can assume ϕ and η are of order ϵ , where ϵ is a positive small parameter that measures the wave slope. It follows that the velocity potential on the free surface can be expanded about $y = 0$ as

$$\phi(x, \eta, t) = \phi(x, 0, t) + \eta\phi_y(x, 0, t) + \frac{\eta^2}{2}\phi_{yy}(x, 0, t) + O(\epsilon^4). \quad (3.2)$$

Therefore expanding the kinematic and dynamic boundary conditions about $y = 0$ yields

$$\eta_t - \phi_y = \eta\phi_{yy} - \eta_x\phi_x + \Omega_0\eta\eta_x + \frac{\eta^2}{2}\phi_{yyy} - \eta\eta_x\phi_{xy}, \quad (3.3)$$

$$\begin{aligned} & g\eta_x + \frac{D}{\rho}\eta_{xxxx} + \phi_{tx} - \Omega_0\phi_y \\ &= -\eta\phi_{txy} - \eta_x\phi_{ty} - \phi_x\phi_{xx} - \phi_y\phi_{xy} + \Omega_0\eta\phi_{xx} + \Omega_0\eta\phi_{yy} - \frac{\eta^2}{2}\phi_{txyy} - \eta\eta_x\phi_{tyy} \\ & \quad -\eta\phi_x\phi_{xy} - \eta_x\phi_x\phi_{xy} - \eta\phi_y\phi_{xyy} - \eta_x\phi_y\phi_{yy} + \Omega_0\left[\eta^2\phi_{xxy} + \eta\eta_x\phi_{xy} + \frac{\eta^2}{2}\phi_{yyy}\right] \\ & \quad + \frac{D}{\rho}\partial_x\left[\frac{5}{2}\eta^2\eta_{xxxx} + \frac{5}{2}\eta_{xx}^3 + 10\eta_x\eta_{xx}\eta_{xxx}\right]. \end{aligned} \quad (3.4)$$

Here we retain the terms valid up to the third order of ϵ which is sufficient for our purposes. We now consider the development of a fast oscillatory wavetrain whose envelope features a slowly evolving structure. To derive the governing equation of the wave envelope, we introduce ‘slow’ variables $X = \epsilon x$, $T = \epsilon t$ and $\tau = \epsilon^2 t$, and pick $e^{i(kx - \omega t)}$ as the carrying wave. Three distinct cases will arise out of the analysis: the general case (denoted “non-resonant” below) and two resonant cases: the Wilton-ripple like resonance where the harmonic is resonant with the carrier wave and the long-wave/short-wave resonance where the mean flow induced by the carrier wave is resonant with the long wave mode of the system.

3.1. Non-resonant case

The derivation of the standard NLS is well documented (Davey & Stewartson 1974; Djordjevic & Redekopp 1977) and therefore omitted here. Some intermediate results can be found in Appendix A. Substituting the ansatz

$$\eta = \epsilon A_{11}(X - c_g T, \tau)e^{i\Theta} + \sum_{n=2}^{\infty} \epsilon^n \sum_{j=0}^n A_{nj}(X - c_g T, \tau) e^{ji\Theta} + \text{c.c.}, \quad (3.5)$$

$$\phi = \sum_{n=1}^{\infty} \epsilon^n \sum_{j=0}^n \phi_{nj}(X - c_g T, y, \tau) e^{ji\Theta} + \text{c.c.}, \quad (3.6)$$

where $\Theta = kx - \omega t$ and c.c. represents the complex conjugate into the kinematic and dynamic boundary conditions (3.3–3.4) yields at the leading order,

$$\begin{cases} i\omega A_{11} + k \sinh(kh)\varphi_{11} = 0, \\ i\left(gk + \frac{D}{\rho}k^5\right)A_{11} + \left[\omega k \cosh(kh) - \Omega_0 k \sinh(kh)\right]\varphi_{11} = 0, \end{cases} \quad (3.7)$$

where $\varphi_{11} = \phi_{11}/\cosh(k(y+h))$. The existence of non-zero solution results in the dispersion relation

$$\omega^2 - \Omega_0 \tanh(kh)\omega - k \tanh(kh) \left(g + \frac{D}{\rho}k^4\right) = 0. \quad (3.8)$$

At the second order, one gets

$$(A_{11})_T + c_g(A_{11})_X = 0, \quad (3.9)$$

where $c_g = \omega_k$ is the group speed (its explicit form is presented in (A 7) in Appendix A). At the cubic order, after a considerable amount of algebra, one obtains the solvability

conditions that result in the equations governing the relation between the mean flow ϕ_{10} and the carrier wave amplitude A_{11}

$$\left[c_g(c_g - \Omega_0 h) - gh \right] \phi_{10X} = \left[\frac{2g\omega}{\tanh(kh)} + \frac{c_g \omega^2}{\sinh^2(kh)} \right] |A_{11}|^2, \quad (3.10)$$

and the equation for the modulation of the carrier wave

$$iA_{11\tau} + \lambda A_{11XX} + \frac{\alpha_1}{2\omega^2 \coth(kh) - \Omega_0 \omega} A_{11} \phi_{10X} + \frac{\alpha_2}{2\omega^2 \coth(kh) - \Omega_0 \omega} |A_{11}|^2 A_{11} = 0, \quad (3.11)$$

where

$$\lambda = \frac{\omega_{kk}}{2}, \quad (3.12)$$

$$\alpha_1 = -k\omega \left\{ \frac{h\omega^2}{c_g \sinh^2(kh)} + \left(1 - \frac{h\Omega_0}{c_g} \right) \left[2\omega \coth(kh) - \Omega_0 \right] \right\} \quad (3.13)$$

$$\begin{aligned} \alpha_2 = & -\frac{2k\omega^2}{c_g \tanh(kh)} \left[\frac{\omega^2}{\sinh^2(kh)} - 2\Omega_0 \omega \coth(kh) + \Omega_0^2 \right] \\ & -k\omega \left[\frac{\omega^2}{\sinh^2(kh)} - 2\Omega_0 \omega \coth(kh) + \Omega_0^2 \right] \frac{D_1}{D_0} \\ & + 2k^2 \omega \left[2\omega \coth(kh) - \Omega_0 \right] \cosh(2kh) \frac{D_2}{iD_0} - 2k^2 \omega^2 \sinh(2kh) \frac{D_2}{iD_0} \\ & - 4k^2 \omega^3 \coth(kh) + 3\Omega_0 k^2 \omega^2 + \frac{5D}{\rho} k^7 \omega. \end{aligned} \quad (3.14)$$

The explicit form of D_0 , D_1 and D_2 can be found in Appendix A. Combining (3.10) and (3.11) yields a single equation for the envelope A_{11} (for the sake of simple notations, we write A at the place of A_{11}),

$$iA_\tau + \lambda A_{XX} + \frac{\alpha}{2\omega^2 \coth(kh) - \Omega_0 \omega} |A|^2 A = 0, \quad (3.15)$$

where

$$\alpha = \alpha_2 + \alpha_1 \left[\frac{2g\omega}{\tanh(kh)} + \frac{c_g \omega^2}{\sinh^2(kh)} \right] \Big/ \left[c_g(c_g - \Omega_0 h) - gh \right]. \quad (3.16)$$

(3.15) matches with Thomas *et al.* (2012) in the case of gravity waves with vorticity where $D=0$. We call (3.15) the vor-NLS which reduces to the form in Milewski & Wang (2013) in absence of the linear shear current and for a one-dimensional free-surface.

3.2. Second harmonic resonance

The second harmonic resonance takes place when a wave of a specific wavenumber k^\dagger propagates at the identical speed of its second harmonic, i.e. $\omega(2k^\dagger) = 2\omega(k^\dagger)$, or equivalently

$$\tanh(k^\dagger h) \omega^2(k^\dagger) - \frac{15D}{\rho} (k^\dagger)^5 = 0. \quad (3.17)$$

This condition for capillary-gravity waves gives rise to the Wilton ripples (Wilton 1915). The coefficient α of the nonlinear term from the vor-NLS (3.15) becomes singular due to

$D_0 = 0$. A modified multi-scale analysis is required, including the harmonic mode 2 in the leading order, and obtaining solvability conditions at quadratic order. The expansion of η up to ϵ^2 is therefore

$$\eta = \epsilon A_{11}(X, T)e^{i\Theta} + \epsilon A_{12}(X, T)e^{2i\Theta} + \epsilon^2 A_{21}(X, T)e^{i\Theta} + \epsilon^2 A_{22}(X, T)e^{2i\Theta} + \dots + c.c., \quad (3.18)$$

with a corresponding expansion for ϕ . Solving the Laplace equation with the kinematic boundary condition on the bottom yields

$$\begin{aligned} \phi = & \epsilon \varphi_{10} + \epsilon \varphi_{11}(X, T) \cosh(k(y+h))e^{i\Theta} + \epsilon \varphi_{12}(X, T) \cosh(2k(y+h))e^{2i\Theta} \\ & + \epsilon^2 \varphi_{20} + \epsilon^2 \left[\varphi_{21}(X, T) \cosh(k(y+h)) - i(y+h) \sinh(k(y+h)) \right] e^{i\Theta} \\ & + \epsilon^2 \left[\varphi_{22}(X, T) \cosh(2k(y+h)) - i(y+h) \sinh(2k(y+h)) \right] e^{2i\Theta} + \dots + c.c.. \quad (3.19) \end{aligned}$$

We perform similar calculations as presented in McGoldrick (1970) or Jones (1992) by substituting the ansatz (3.18-3.19) into boundary conditions (3.3), (3.4) and, collecting the coefficients of $\epsilon^2 e^{i\Theta}$ and $\epsilon^2 e^{2i\Theta}$. At the leading order, the solvability conditions for the first harmonic and the second harmonic give two separate equations

$$\omega(k)^2 - \Omega_0 \tanh(kh)\omega(k) - k \tanh(kh) \left(g + \frac{D}{\rho} k^4 \right) = 0, \quad (3.20)$$

$$4\omega(k)^2 - 2\Omega_0 \tanh(2kh)\omega(k) - 2k \tanh(2kh) \left(g + \frac{16D}{\rho} k^4 \right) = 0. \quad (3.21)$$

They are equivalent when the second harmonic resonance takes place, i.e. $\omega(2k) = 2\omega(k)$. At the second order, the solvability conditions for (A_{21}, φ_{21}) and (A_{22}, φ_{22}) result in the second harmonic resonance equations for $k = k^\dagger$

$$A_{1T} + c_{g,1} A_{1X} = -ikc_1 A_2 A_1^*, \quad (3.22)$$

$$A_{2T} + c_{g,2} A_{2X} = -ikc_2 A_1^2, \quad (3.23)$$

where we have used A_j for A_{1j} for $j = 1, 2$ to ease the notations, the group velocities are given by $c_{g,j} = \omega_k(jk)$ and

$$\left. \begin{aligned} c_1 &= \frac{\Omega_0^2 + [3 \coth^2(kh) - 1]\omega^2 - [3 \coth(kh) + \tanh(kh)]\Omega_0\omega}{2\omega \coth(kh) - \Omega_0}, \\ c_2 &= \frac{\Omega_0^2 + [3 \coth^2(kh) - 1]\omega^2 - [3 \coth(kh) + \tanh(kh)]\Omega_0\omega}{4\omega \coth(2kh) - \Omega_0}. \end{aligned} \right\} \quad (3.24)$$

The equations can be solved analytically in the unmodulated case, i.e. $\partial_X = 0$. Following McGoldrick (1970), the amplitudes are represented in polar coordinates $A_j = a_j e^{i\theta_j}$ where a_j and θ_j are the real amplitudes and phases. Separating the real and imaginary parts of (3.22) and (3.23) yields a dynamical system of four ordinary differential equations for a_1 , a_2 , θ_1 and θ_2

$$\left. \begin{aligned} a_{1T} &= -kc_1 a_1 a_2 \sin \theta, \\ a_{2T} &= kc_2 a_1^2 \sin \theta, \\ a_1 \theta_{1T} &= -kc_1 a_1 a_2 \cos \theta, \\ a_2 \theta_{2T} &= -kc_2 a_1^2 \cos \theta. \end{aligned} \right\} \quad (3.25)$$

where $\theta = 2\theta_1 - \theta_2$ is the so-called relative phase. This relative phase reduces the dimension of the problem by one. By Simmons (1969), two conserved quantities can be found by making use of (3.25)

$$a_1^2 + \frac{c_1}{c_2} a_2^2 = \mathcal{E}, \quad (3.26)$$

$$a_1 a_2 \cos \theta = \mathcal{L}. \quad (3.27)$$

where \mathcal{E} and \mathcal{L} are two constants that depend on the initial conditions, resulting in the integrability of the system. We note that the ratio c_1/c_2 is always positive and $c_1/c_2 = 2$ in the irrotational case of deep water. The dynamical system can be solved explicitly in Jacobi elliptic functions as shown in McGoldrick (1970) (also see Figure 1 from that paper for the phase portrait). All the features of the second harmonic resonance of capillary-gravity wave are inherited in the present problem. In particular, the Wilton ripples have no variation in the relative phase. As the result is well known, we omit the details and the reader can refer to McGoldrick (1970). To perform a modulational stability analysis, one is required to investigate the expansion at the cubic order where two counterpart equations to the vor-NLS can be obtained for A_1 and A_2 . This was done for irrotational resonant capillary-gravity waves by Jones (1992) where coupled NLS models were derived and used to conduct stability analysis for travelling-wave solutions. It was shown that the instability always appears provided the modulational wavenumber (δ in their notation) is sufficiently small for a given steady solution - similarly to the Benjamin-Feir instability for a single carrier wave. This claim will be examined numerically for the present problem in §6 within the full Euler equations.

3.3. Short-wave/long-wave interaction

Interactions among short waves and long waves occur in finite depth when the group speed c_g of the short-wave envelope matches the phase speed of the long wave denoted by c_0 (Benney 1977) where

$$c_0 = \frac{1}{2}(\Omega_0 h + \sqrt{4gh + \Omega_0^2 h^2}). \quad (3.28)$$

Under such circumstance, the coefficient α from (3.16) becomes singular since

$$c_g(c_g - \Omega_0 h) = gh. \quad (3.29)$$

McGoldrick (1970) studied the corresponding problem for irrotational capillary-gravity wave and, his arguments and analysis remain valid for the current problem. The new scalings in this case are

$$X = \epsilon^{\frac{2}{3}} x, \quad T = \epsilon^{\frac{2}{3}} t, \quad \tau = \epsilon^{\frac{4}{3}} t. \quad (3.30)$$

Again we expand $\eta(X - c_g T, \tau)$ and $\phi(X - c_g T, y, \tau)$

$$\begin{aligned} \phi = & \epsilon^{\frac{2}{3}} \varphi_0 + \epsilon \left[\varphi_{10} + \varphi_{11} \cosh(k(y+h))e^{i\theta} \right] + \epsilon^{\frac{4}{3}} \left[\varphi_{20} + \varphi_{21} \cosh(k(y+h))e^{i\theta} \right] \\ & + \epsilon^{\frac{5}{3}} \left[\varphi_{30} + \varphi_{31} \cosh(k(y+h))e^{i\theta} - i(y+h) \sinh(k(y+h))e^{i\theta} \varphi_{11x} \right] \\ & + \epsilon^2 \left[-\frac{(y+h)^2}{2} \varphi_{0xx} + \varphi_{40} + \varphi_{41} \cosh(k(y+h))e^{i\theta} - i(y+h) \sinh(k(y+h))e^{i\theta} \varphi_{21x} \right] \\ & + \epsilon^{\frac{7}{3}} \left[-\frac{(y+h)^2}{2} \varphi_{10xx} + \varphi_{50} + \varphi_{51} \cosh(k(y+h))e^{i\theta} - i(y+h) \sinh(k(y+h))e^{i\theta} \varphi_{31x} \right. \\ & \left. - \frac{(y+h)^2}{2} \cosh(k(y+h))e^{i\theta} \varphi_{11xx} \right] + \dots + \text{c.c.} \end{aligned} \quad (3.31)$$

$$\begin{aligned} \eta = & \epsilon A_{11} e^{i\theta} + \epsilon^{\frac{4}{3}} \left(A_{20} + A_{21} e^{i\theta} \right) + \epsilon^{\frac{5}{3}} \left(A_{30} + A_{31} e^{i\theta} \right) \\ & + \epsilon^2 \left(A_{40} + A_{41} e^{i\theta} \right) + \epsilon^{\frac{7}{3}} \left(A_{50} + A_{51} e^{i\theta} \right) + \epsilon^{\frac{8}{3}} \left(A_{60} + A_{61} e^{i\theta} \right) \dots + \text{c.c.} \end{aligned} \quad (3.32)$$

The short wave envelope is described by A_{11} while φ_0 is the long wave velocity potential. Note that the nonlinearity of the elasticity only appears at $O(\epsilon^3)$ and the only flexural contribution to the analysis is from the linearised bending term $D\eta_{xxxx}$. The dispersion relation (A 5) can be retrieved by the solvability conditions at the mode $e^{i\theta}$ from $O(\epsilon)$, $O(\epsilon^{4/3})$ and, the group speed (A 7) can be found from $O(\epsilon^{5/3})$ and $O(\epsilon^2)$. The zero mode from $O(\epsilon^2)$ reveals the resonant condition (3.29). Finally the evolution equation can be discovered by the solvability condition at the mode $e^{i\theta}$ from $O(\epsilon^{7/3})$

$$iA_\tau + \lambda A_{XX} = \delta A \varphi_{0x}, \quad (3.33)$$

where

$$\lambda = \frac{\omega_{kk}}{2}, \quad (3.34)$$

$$\delta = k \left[1 + \frac{(c_g - \Omega_0 h) \left(\omega^2 (\coth^2(kh) - 1) - 2\Omega_0 \omega \coth(kh) + \Omega_0^2 \right)}{g \left(2\omega \coth(kh) - \Omega_0 \right)} \right]. \quad (3.35)$$

We have replaced A_{11} by A to simplify notation. In the irrotational case, the coefficient δ is equivalent to that from McGoldrick (1970) where the flexural term in ω is replaced by a surface tension term. The kinematic boundary condition at order $O(\epsilon^{8/3})$ gives

$$\varphi_{0\tau x} = - \left[\frac{c_g \omega^2 + g \omega \sinh(2kh)}{(2c_g - \Omega_0 h) \sinh^2(kh)} - \frac{g \Omega_0}{2c_g - \Omega_0 h} \right] (|A|^2)_X. \quad (3.36)$$

We may write (3.33) in a more conventional form by letting

$$B(X - c_g T, \tau) = \delta \varphi_{0x} \quad (3.37)$$

and then

$$\begin{cases} iA_\tau + \lambda A_{XX} = AB, \\ B_\tau = -\Delta (|A|^2)_X, \end{cases} \quad (3.38)$$

with

$$\Delta = \delta \left[\frac{c_g \omega^2 + g \omega \sinh(2kh)}{(2c_g - \Omega_0 h) \sinh^2(kh)} - \frac{g \Omega_0}{2c_g - \Omega_0 h} \right]. \quad (3.39)$$

When $\Omega = 0$, the coefficient agrees with that found in Kawahara *et al.* (1975) which corrects the coefficient in Djordjevic & Redekopp (1977).

It is not difficult to show that Δ is always positive. Then (3.38) allows travelling-wave solutions in terms of Jacobi elliptic functions as presented in Djordjevic & Redekopp (1977). Following that paper, we consider a uniform wavetrain solution $(A_0 e^{-iB_0 \tau}, B_0)$. By performing a modulational perturbation of the form

$$A = (A_0 + \tilde{a})e^{-iB_0 \tau}, \quad B = B_0 + \tilde{b}, \quad (3.40)$$

with

$$\tilde{a} = (a_{\text{real}} + i a_{\text{imag}}) e^{iK(X - c_g T)} e^{i\sigma \tau}, \quad (3.41)$$

$$\tilde{b} = b e^{iK(X - c_g T)} e^{i\sigma \tau}. \quad (3.42)$$

Substituting (3.40) back into (3.38) and linearising, it is found that σ must satisfy

$$f(\sigma) = \sigma^3 - \lambda^2 K^4 \sigma + 2\lambda \Delta K^3 A_0^2 = 0. \quad (3.43)$$

f admits two stationary points $\sigma_{\pm} = \pm |\lambda| K^2 / \sqrt{3}$. The sufficient and necessary condition for σ only having real solutions and therefore stability is $f(\sigma_+) < 0$ since $f(\sigma_-)$ is always positive. After simplification, we end up with the stability condition

$$K > K^* = \sqrt{3} \left(\frac{\Delta |A|^2}{\lambda^2} \right)^{\frac{1}{3}}. \quad (3.44)$$

In conclusion - and similarly to the Benjamin-Feir instability - the uniform wavetrain is unstable subject to a modulational perturbation with a modulation wavenumber less than the threshold K^* . Equivalently, there always exists a sufficiently long modulational wavelength for the appearance of instability. The theory will be examined numerically in the full Euler equations in §6.

4. Modulational instability

In this section, we discuss how the problem's parameters affect the modulational instability of small amplitude periodic waves using the vor-NLS

$$iA_{\tau} + \lambda A_{XX} + \gamma |A|^2 A = 0, \quad (4.1)$$

where the coefficients λ and γ are given in the previous section. To simplify, we non-dimensionalise the problem (2.9) by choosing

$$\left[\frac{D}{\rho g} \right]^{1/4}, \quad \left[\frac{D}{\rho g^5} \right]^{1/8}, \quad \left[\frac{g D^3}{\rho^3} \right]^{1/8} \quad (4.2)$$

as length, time and potential scales respectively. It follows that $D = \rho = g = 1$, and two parameters remain, the rescaled vorticity and depth are

$$\Omega_0^* = \left[\frac{D}{\rho g^5} \right]^{1/8} \Omega_0, \quad h^* = \left[\frac{D}{\rho g} \right]^{-1/4} h. \quad (4.3)$$

We drop the asterisks in subsequent analyses for simplicity. In the dimensionless form, the dynamical boundary condition on the free surface becomes

$$\phi_t + u_0 \phi_x + \frac{1}{2} |\nabla \phi|^2 + \Omega_0 \psi + \eta + \left[\frac{1}{2} \kappa^3 + \kappa_{ss} \right] = B(t). \quad (4.4)$$

The other governing equations remain unchanged.

A Stokes wave solution to the vor-NLS can be written as

$$A_s = A_0 e^{i\gamma A_0^2 \tau}. \quad (4.5)$$

Perturbing the solution, as in Trichtchenko *et al.* (2019), by an complex function f of magnitude δ

$$A = \left[1 + \delta f(X, \tau) \right] A_s, \quad (4.6)$$

where f takes the form

$$f(X, \tau) = d_A e^{i(\tilde{k}X - \tilde{\omega}\tau)} + id_\omega e^{i(\tilde{k}X - \tilde{\omega}\tau)} \quad (4.7)$$

results in the following condition for non-trivial solutions (Craig 1988)

$$\tilde{\omega}^2 = \tilde{k}^2 \left(\tilde{k}^2 \lambda^2 - 2\lambda\gamma A_0^2 \right). \quad (4.8)$$

For $\tilde{k}^2 \lambda^2 < 2\lambda\gamma A_0^2$, $\tilde{\omega}$ is complex and the Stokes wave solution is unstable. Since \tilde{k} is arbitrary, the condition $\lambda\gamma > 0$ indicates instability for sufficiently small \tilde{k} , and the associated growth rate of instability reads

$$\mu = \sqrt{-\tilde{k}^4 \lambda^2 + 2\tilde{k}^2 \lambda\gamma A_0^2}. \quad (4.9)$$

The maximum growth rate $\mu_{\max} = |\gamma| A_0^2$ is attained when

$$\tilde{k} = \tilde{k}_m = A_0 \sqrt{\frac{\gamma}{\lambda}}. \quad (4.10)$$

The range of unstable modulational wavenumbers is

$$0 < \tilde{k} < \tilde{k}_{\max}. \quad (4.11)$$

where $\tilde{k}_{\max} = A_0 \sqrt{2\gamma/\lambda} = \sqrt{2}\tilde{k}_m$. On the other hand, when $\lambda\gamma < 0$ we have stability, and $\tilde{\omega}$ becomes real. The period of a cycle of modulation-demodulation, denoted by T_m , is then equal to $2\pi/\tilde{\omega}$. For a better illustration, we define $\tilde{\mu}$ as

$$\tilde{\mu} = |\gamma| \operatorname{sgn}(\lambda\gamma). \quad (4.12)$$

Hence $\tilde{\mu}$ is simply the normalised maximum growth rate for the unstable regime, while a negative $\tilde{\mu}$ corresponds to the stable regime. Figure 3 and 4 present graphs of λ and $\tilde{\mu}$ versus wavenumber k when $\Omega_0 = 0.1$ for $h = 10$ and $h = 500$ respectively. Periodic waves change stability type several times due to four different reasons.

(i) γ swaps sign at two locations, which are marked as circles in the bottom graph of Figure 3 and Figure 4.

(ii) λ changes sign at the circle point at $k = k^*$, where c_g attains its minimum, being sketched as the vertical dotted line in the top graph of Figure 3 and 4. At the corresponding location in the bottom graph of the figures, a discontinuity of $\tilde{\mu}$ is observed.

(iii) Second harmonic resonance occurs at a specific wavenumber $k = k^\dagger$ as previously mentioned in §3.2, which results in γ being singular because of (3.17). Therefore we observe an asymptote that is the vertical dashed line at $k = k^\dagger$ in Figure 3 and 4.

(iv) Short-wave/long-wave resonant interaction takes place at $k = k^\ddagger$ as studied in §3.3 where the group speed of short wave envelope (flexural wave) matches the long wave speed (gravity wave). The appearance of a second vertical asymptote in Figure 3 is because the coefficient γ of the vor-NLS becomes singular due to (3.29). Such phenomenon disappears in deep water because the stability boundary $k = k_2$ and $k = k^\ddagger$ coincide when $h \rightarrow \infty$ as shown in Figure 4.

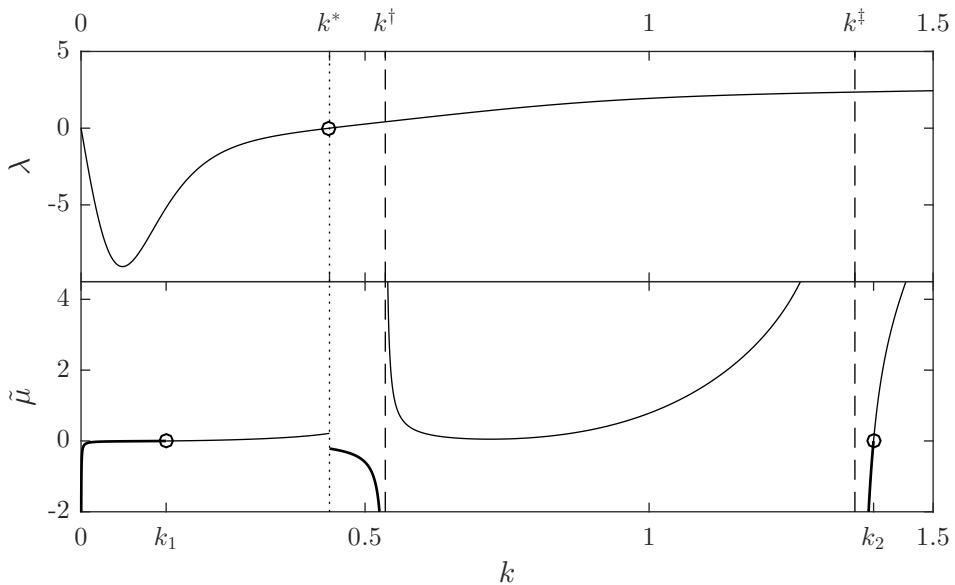


FIGURE 3. Graph of λ and $\tilde{\mu}$ versus k with $\Omega_0 = 0.1$ for $h = 10$. The locations where $\gamma = 0$ or $\lambda = 0$ are marked as circles. The regime is modulational stable for $k \in (0, k_1) \cup (k^*, k^\dagger) \cup (k^\ddagger, k_2)$ as shown in bold and unstable for $k \in (k_1, k^*) \cup (k^\dagger, k^\ddagger) \cup (k_2, \infty)$.

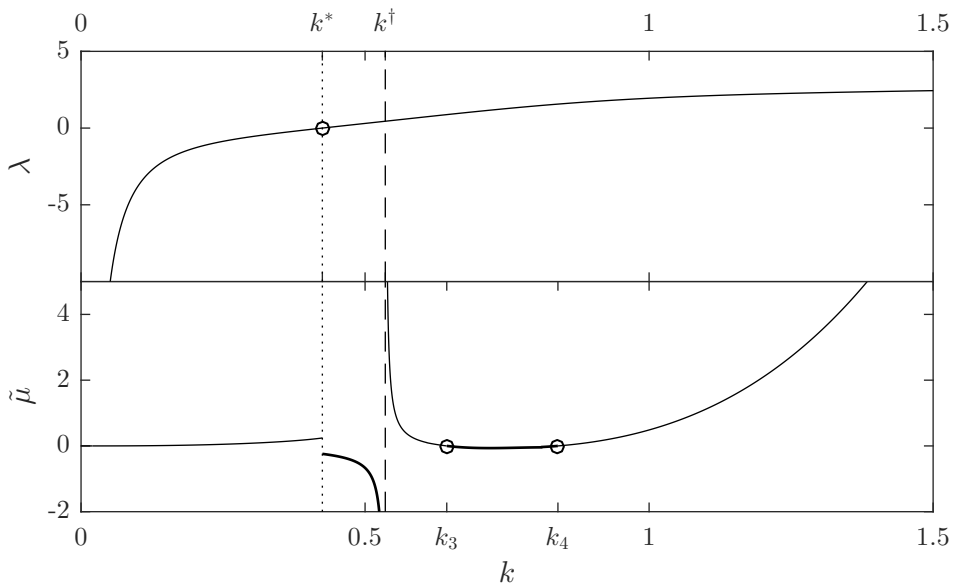


FIGURE 4. Same as Figure 3 for $h = 500$. The regime is modulational stable for $(k^*, k^\dagger) \cup (k_3, k_4)$ as shown in bold and unstable for $k \in (0, k^*) \cup (k^\dagger, k_3) \cup (k_4, \infty)$.

We separate the k - h modulational instability diagrams in two categories: (1) small value of depth $h < 30$; (2) large value of depth $30 < h < 500$. The border $h = 30$ is chosen for the purpose of a good display. The result for zero vorticity is shown in Figure 5, where the unstable regions are sketched in grey and the stable ones are in white. The

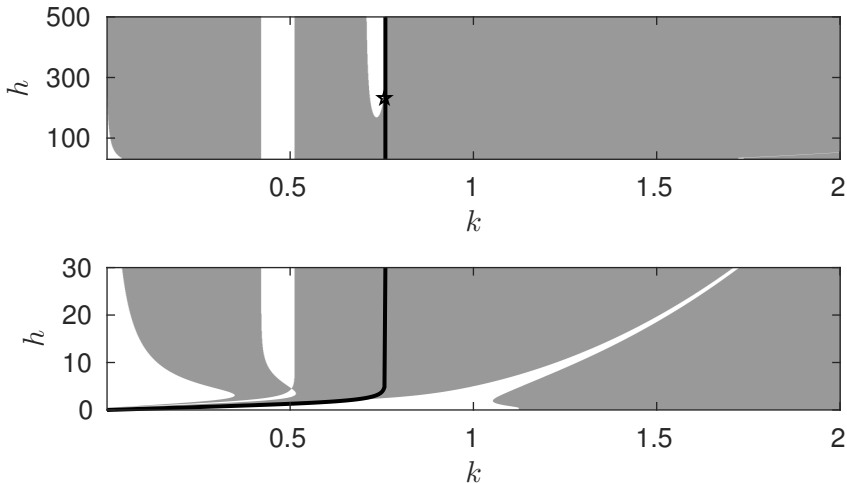


FIGURE 5. Modulational instability diagrams for hydroelastic waves with no vorticity for $30 < h < 500$ (top) and $h < 30$ (bottom). The stable regions are in white and the unstable are in grey. The thick black curve represents the wavenumbers corresponding to the phase speed minimum at which wavepacket solitary waves bifurcate. The pentagram with the coordinate $(0.7598, 233)$ on the thick black curve indicates the location of a stability exchange.

thick black curve correspond to the wavenumber of the minimum of the phase velocity. The envelope moves at the same speed with the carrier wave at this particular curve, hence there is a possibility to find wavepacket solitary waves bifurcating from the minimum of the phase speed in the full Euler equations. A critical value of depth $h_c \simeq 233$ can be obtained (marked as a pentagram in Figure 5), where the type of the NLS changes between focussing and defocussing (see, for example, Milewski & Wang (2013); Gao *et al.* (2018)). In the presence of constant vorticity, typical examples are plotted in Figure 6 for small h and in Figure 7 for large h . For $h < 30$ (Figure 6), large wave numbers are generally in the unstable regions but the stability characteristics are of more complicated structures for small wave numbers. It is interesting to point out that all the thick black curves begin at the origin point in the k - h space, since $k = 0$ always minimises the phase speed in the limit $h \rightarrow 0$.

In the subsequent sections, we perform numerical simulations in the full Euler equations (2.9) to compute wavepacket solitary waves bifurcation from the thick black curves, and classify the bifurcation mechanisms based on the vor-NLS, as well as examining the time evolution of the modulational instability of quasi-monochromatic wavetrains and the Wilton solutions where the vor-NLS becomes invalid as the second harmonic resonance takes place.

5. Numerical scheme

Numerical simulations for both steady and time-dependent solutions to the constant vorticity Euler equations can be achieved efficiently by employing a conformal mapping method, which was pioneered for potential flow by Dyachenko *et al.* (1996a) for deep water, generalised to finite depth in Dynacenko *et al.* (1996b) (see also Choi & Camassa (1999)), and adapted to constant vorticity cases in Choi (2009). The core idea of this numerical method is to transform the fluid domain onto a fixed simple geometry, e.g. a

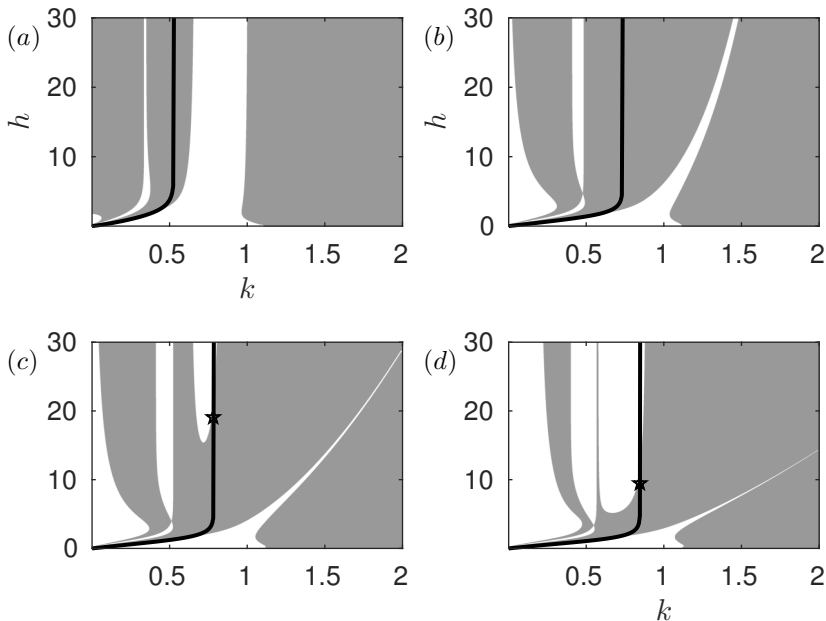


FIGURE 6. Modulational instability diagram for hydroelastic waves when $h < 30$ with (a) $\Omega_0 = -1$, (b) $\Omega_0 = -0.1$, (c) $\Omega_0 = 0.1$ and (d) $\Omega_0 = 0.35$. The stable regions are in white and the unstable are in grey. The thick black curves represent the wavenumbers corresponding to the phase speed minimum at which wavepacket solitary waves bifurcate. Stability exchanges take place at $(0.785, 19.17)$ in (b) and at $(0.8473, 9.544)$ in (d).

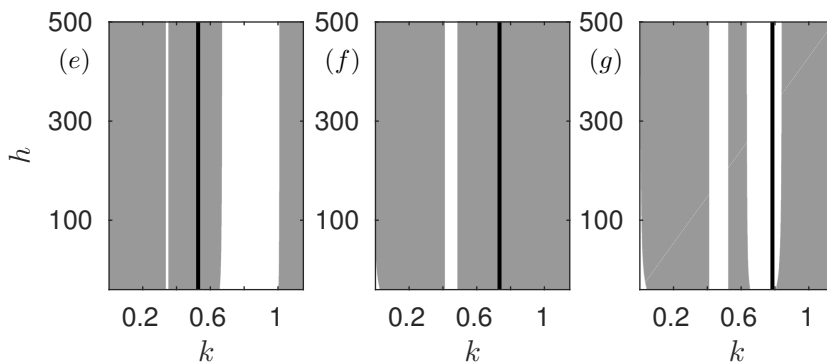


FIGURE 7. Modulational instability diagrams for hydroelastic waves when $30 < h < 500$ with (e) $\Omega_0 = -1$ (f) $\Omega_0 = -0.1$, (g) $\Omega_0 = 0.1$. The stable regions are in white and the unstable are in grey. The thick black curves represent the wavenumbers corresponding to the phase speed minimum at which wavepacket solitary waves bifurcate.

uniform strip of thickness \bar{h} in the new ξ - ζ plane, where the free boundary is mapped to $\zeta = 0$. Following Choi & Camassa (1999), the difference between h and \bar{h} is the mean value of the free surface elevation in the transformed plane, namely,

$$\bar{h}(t) = h + \frac{1}{L} \int_{-L/2}^{L/2} \eta(\xi, t) d\xi, \quad (5.1)$$

where L is the wavelength. Variables on the upper surface in the transformed plane are defined by

$$X(\xi, t) \triangleq x(\xi, 0, t), \quad Y(\xi, t) \triangleq y(\xi, 0, t), \quad (5.2)$$

Calculations similar to those presented in Choi (2009), result in the following surface Euler equations completely describing the evolution

$$\begin{cases} X_\xi = 1 - \mathcal{T}[Y_\xi], & \Phi_\xi = -\mathcal{T}[\Psi_\xi], \\ Y_t = Y_\xi \mathcal{T}\left[\frac{\Psi_\xi - \Omega_0 Y Y_\xi}{J}\right] - X_\xi \left(\frac{\Psi_\xi - \Omega_0 Y Y_\xi}{J}\right), \\ \Phi_t = \frac{\Psi_\xi^2 - \Phi_\xi^2}{2J} - Y - \mathcal{M} - \Omega_0 \left(\Psi - \frac{Y X_\xi \Phi_\xi}{J}\right) + \Phi_\xi \mathcal{T}\left[\frac{\Psi_\xi - \Omega_0 Y Y_\xi}{J}\right], \end{cases} \quad (5.3)$$

where \mathcal{M} is the pressure exerted by the elastic sheet in the transformed plane and takes the form of

$$\mathcal{M} = \frac{1}{2} \left[\frac{\kappa_\xi \xi}{J} + \left(\frac{\kappa_\xi}{J}\right)_\xi + \kappa^3 \right]. \quad (5.4)$$

$J \triangleq X_\xi^2 + Y_\xi^2$ is the Jacobian of the map, and the curvature κ is given by

$$\kappa = \frac{Y_{\xi\xi} X_\xi - X_{\xi\xi} Y_\xi}{J^{3/2}}. \quad (5.5)$$

The pseudo-differential operator \mathcal{T} is defined by

$$\mathcal{T}[f] = \frac{1}{2\bar{h}} \int f(\xi') \coth\left[\frac{\pi}{2\bar{h}}(\xi' - \xi)\right] d\xi', \quad (5.6)$$

In the limit of deep water ($\bar{h} \rightarrow \infty$), \mathcal{T} reduces to the Hilbert transform. For travelling waves translating at a constant velocity c , the surface Euler equations can be reduced to

$$\Psi = cY + \frac{\Omega_0}{2} Y^2, \quad (5.7)$$

$$\frac{1}{2J} \left(c + \Omega_0 Y X_\xi + \Omega_0 \mathcal{T}[Y Y_\xi] \right)^2 + B + Y + \frac{1}{2} \left[\frac{\kappa_\xi \xi}{J} + \left(\frac{\kappa_\xi}{J}\right)_\xi + \kappa^3 \right] = 0, \quad (5.8)$$

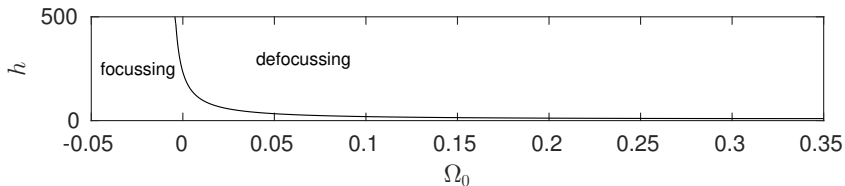
where B is the Bernoulli constant ($B = -c^2/2$ for solitary waves). Solitary waves are approximated by long periodic waves allowing for efficient computations using the fast Fourier transform. The wave amplitude in periodic and solitary wave cases is defined by

$$a = \frac{1}{2} \left(\max_{\xi \in \mathbb{R}} Y - \min_{\xi \in \mathbb{R}} Y \right). \quad (5.9)$$

We confine ourselves to symmetric steady travelling-wave solutions, which can be written in the form of Fourier series as

$$Y = \sum_{n=-N}^N a_n e^{i2\pi n \xi / L}, \quad a_0 = 0, \quad (5.10)$$

where the coefficients $a_n = a_{-n}$ are the real unknowns to be solved by Newton's method. We introduce N collocation points uniformly distributed along the ξ -axis, which provides discrete algebraic equations by projecting (5.8) onto each element of the basis $e^{i2\pi n \xi / L}$. All derivatives and pseudo-differential operators are calculated via Fourier multipliers, making the programme efficient and accurate, while the nonlinear terms are computed in real space. $[-L/2, L/2]$ is the domain of computation, which is taken to be sufficiently

FIGURE 8. Curve $h = h_c$ versus Ω_0 .

large for solitary waves so that a further increase in L does not change the solution to numerical accuracy.

6. Numerical results

6.1. Solitary waves

In the weakly nonlinear theory, the existence of wavepacket solitary waves requires two conditions: a non-dispersive point in the dispersion relation where the group velocity c_g equals the phase velocity c_p and a focussing NLS at this particular point, therefore the envelope can modulate carrier wave into a locally confined travelling solution. The general solution of bright soliton for (4.1) takes the form

$$A(X, \tau) = \sqrt{\frac{2C}{\gamma}} \operatorname{sech} \left(\epsilon \sqrt{\frac{C}{\lambda}} X \right) e^{iC\tau}, \quad (6.1)$$

where C is a positive constant. It follows that

$$\eta(x, t) \approx 2\epsilon \sqrt{\frac{2C}{\gamma}} \operatorname{sech} \left(\epsilon \sqrt{\frac{C}{\lambda}} (x - c_g t) \right) \cos \left[k \left(x - c_p t + \frac{\epsilon^2 C}{k} t \right) + \theta_0 \right], \quad (6.2)$$

where θ_0 is the relative phase between the carrier wave and the envelope, and the carrier and envelope speeds can be made to match exactly by perturbing the carrier wavenumber k . The phase θ_0 , while it is a free parameter within the NLS framework, should be taken as 0 or π (Akers & Milewski 2009). This is a good approximation for wavepacket solitary waves in the primitive equations and can serve as the initial guess for Newton's method. In the absence of vorticity, the NLS for hydroelastic waves changes type at a critical value of depth $h_c = 233$. More generally, h_c can be presented as a function in Ω_0 (see Figure 8). If $h > h_c$, the NLS is defocussing otherwise focussing. Nevertheless, even in the defocussing situation, the weakly nonlinear theory does not deny the existence of wavepacket solitary waves in the fully nonlinear equations. There is a vertical asymptote near $\Omega_0 = -0.005$ where h_c tends to infinity. As shown by Milewski *et al.* (2011); Guyenne & Părău (2012); Gao *et al.* (2016), hydroelastic solitary waves do exist in deep water at finite amplitude where the weakly nonlinear theory does not apply. In this regime, small amplitude “dark” solitary waves can also be found (Milewski *et al.* 2013).

Positive vorticity can decrease the depth at which the vor-NLS coefficient changes sign (see Figure 6(c), (d) and Figure 7(g)). As an example, coefficients of (4.1) for different values of Ω_0 are listed in table 1. We start with $h = 500$ ($> h_c$), the case that the associated NLS is defocussing at the minimum of the phase speed (denoted by c_{\min}) in the absence of vorticity. As listed in table 1, a negative vorticity may change the type of the NLS. As a result, wavepacket solitary waves may bifurcate from zero amplitude at c_{\min} with a sufficiently large $|\Omega_0|$. This feature is confirmed by our numerical results

vor-NLS	λ	γ	c_{\min}	k^*	Type
$h = 500, \Omega_0 = -1$	0.4877	3.2192	0.7671	0.5279	focussing
$h = 500, \Omega_0 = 0$	1.3075	-0.0035	1.3247	0.7598	defocussing
$h = 500, \Omega_0 = 0.1$	1.3928	-0.0730	1.3910	0.7850	defocussing
$h = 10, \Omega_0 = -1$	0.4867	4.2571	0.7670	0.5278	focussing
$h = 10, \Omega_0 = 0$	1.3075	0.1789	1.3247	0.7598	focussing
$h = 10, \Omega_0 = 0.35$	1.5914	-0.0057	1.5598	0.8473	defocussing

TABLE 1. The values of the coefficients in the vor-NLS, the minimum phase speeds and the associated wavenumber for different Ω_0 .

for $\Omega_0 = -1$ as shown in the speed-amplitude bifurcation diagram (Figure 9(a)). If we assume the phase speed attains its minimum at the wavenumber k_c , then the leading-order of the NLS prediction for amplitude reads

$$\|\eta\|_{\infty} \approx 2\epsilon \sqrt{\frac{2C}{\gamma}} \approx (c_{\min} - c)^{1/2} \sqrt{\frac{8k_c}{\gamma}}. \quad (6.3)$$

This relation is also sketched in Figure 9 (dot-dashed line), which matches the nonlinear results well in the vicinity of the minimum phase speed. It is noted that the prediction for the elevation solitary waves can be improved by including a second harmonic correction term which, on the contrary, generally worsens the prediction for depression waves as explained in Wang & Milewski (2012). Numerical computations for $\Omega_0 = 0.1$ are performed and presented in Figure 9(b). This speed-amplitude diagram illustrates that the solitary waves bifurcate from non-zero amplitude. That is because the vor-NLS is of defocussing type under these parameters and hence small-amplitude wavepacket solitary waves are ruled out.

We then focus on the case of small depth ($h = 10 < h_c$). The vor-NLS is focussing without vorticity, but a positive vorticity can change it to defocussing as demonstrated in table 1. This is again confirmed by our numerical simulations as shown in Figure 10(b), which illustrates that near c_{\min} solitary waves can only exist at finite amplitude. The case for negative vorticity $\Omega_0 = -1$ (corresponding to focussing NLS) is also investigated. We present the detailed local bifurcation structure in Figure 10(a) together with the leading-order NLS prediction. The agreement between the nonlinear results and the theoretical prediction is good especially for depression waves. Typical wave profiles featuring oscillatory decaying tails are also shown for both elevation and depression branches. The computations shown in Figure 9 and 10 are carried out with $L = 200$ and $N = 4096$. The maximal strains in the ice are calculated from the numerical results with dimensions by using the physical parameters of sea ice. They are at the level of 10^{-6} which is way below the critical value, i.e. no ice breaking can take place.

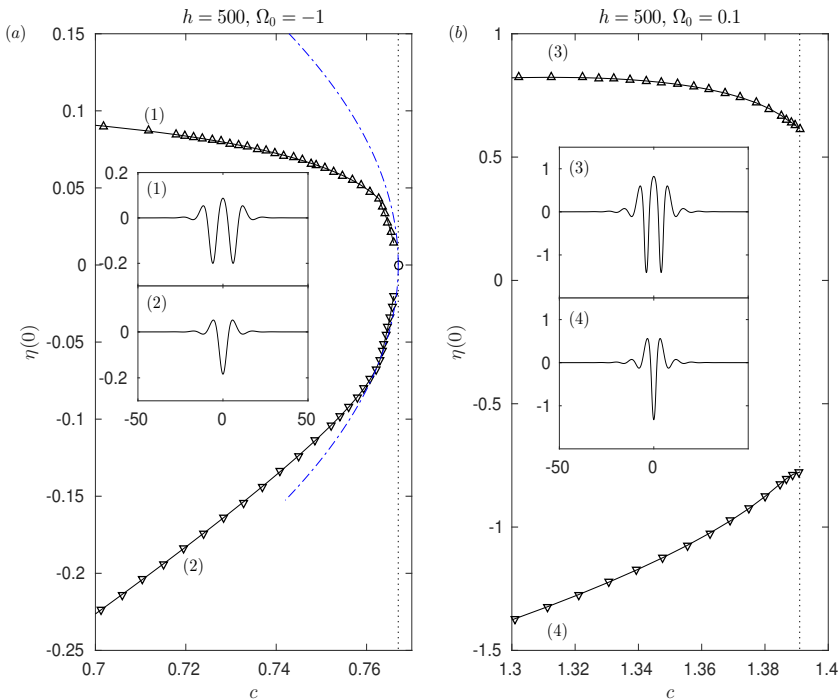


FIGURE 9. Local bifurcation diagrams of hydroelastic solitary waves for $h = 500$. The upward-pointing and downward-pointing triangles are for the elevation and depression waves respectively. The minimum phase speeds are marked as the dotted lines. (a) $\Omega_0 = -1$: the associated NLS is of focussing type when, and its leading-order prediction is sketched as the dot-dashed curve. (b) $\Omega_0 = 0.1$: the associated NLS is of defocussing type, and the solitary waves bifurcate at non-zero amplitude. Typical wave profiles are presented in the physical space in both figures.

6.2. Time-dependent simulations

It is well acknowledged (also shown in §4) that a focussing NLS predicts the modulational instability, which is also called the Benjamin-Feir (BF) instability in water waves (Benjamin & Feir 1967). Choi (2009) investigated the BF instability for pure gravity waves propagating on a linear shear current. Based on the assumptions that the basic shear flow is $u_0 + \Omega_0 y$ for $-h < y < 0$ and a wavetrain propagates at the speed u_0 , the author concluded that positive Ω_0 enhances the BF instability while the opposite is true for the negative Ω_0 . In the subsequent numerical experiments, we perform fully nonlinear simulations to examine the modulational instability for hydroelastic waves with linear shear currents. The equations (5.3) are simulated with the initial condition, as in Tanaka (1990),

$$\eta(x, 0) = \left[1 + \alpha \cos K \left(x - \frac{\beta \lambda}{2\pi} \right) \right] \eta_0(x), \quad (6.4)$$

where η_0 is a Stokes wave (i.e. a nonlinear solution to the Euler equations), $\beta \in [0, 2\pi)$ is a relative phase between the carrier and the envelope. The modulational wavenumber K is chosen to be k/m with m being a positive integer, i.e. m carrier waves in one modulation. We restrict our focus to the case $h = 10$ and perform experiments with different values of the vorticity Ω_0 .

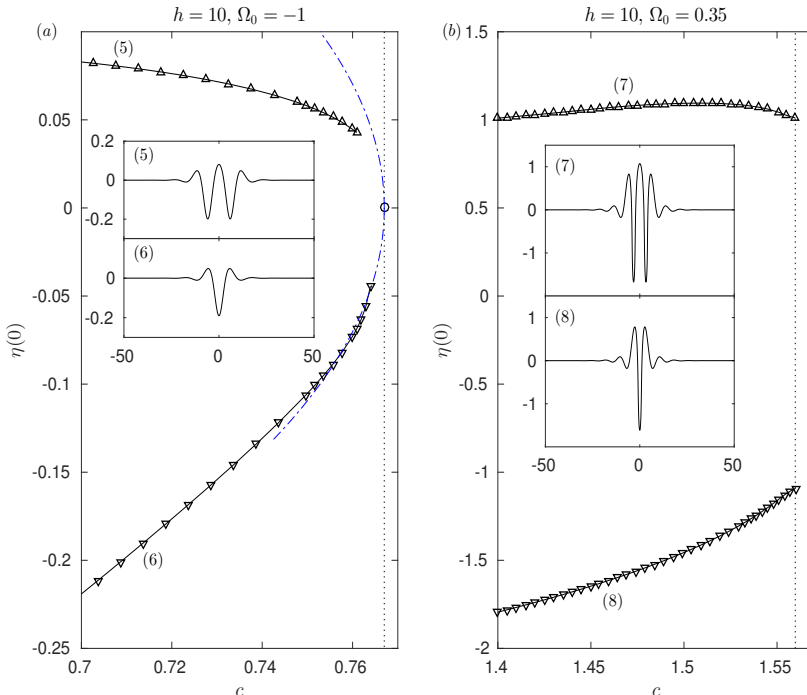


FIGURE 10. Local bifurcation diagrams of hydroelastic solitary waves for $h = 10$. The upward-pointing and downward-pointing triangles are for the elevation and depression waves respectively. The minimum phase speeds are marked as the dotted lines. (a) $\Omega_0 = -1$: the associated NLS is of focussing type, and its leading-order prediction is sketched as the dot-dashed curve. (b) $\Omega_0 = 0.35$: the associated NLS is of defocussing type, and the solitary waves bifurcate at non-zero amplitude. Typical wave profiles are presented in the physical space in both figures.

6.2.1. NLS regime

The first numerical experiment is performed in the modulational stable regime by using the following parameters: $h = 10$, $\Omega_0 = 0.35$, $a = 0.05$, $c = 1.7560$, $l = 12$, (we denote l by the wavelength of the carrier wave η_0), $m = 16$, $\beta = 0$, $\alpha = 0.1$, $L = 192$, $K = 2\pi/L$, $N = 2048$, and $dt = 0.001$. As shown on the left in Figure 11, the wave keeps travelling in a moving frame of reference without losing its sinusoidal structure. The Fourier spectrum barely changes as time evolves, therefore no modulational instability has been detected, as predicted by the vor-NLS. We have computed the time-evolution of this wavetrain for many other values of K and β , and have obtained qualitatively similar results that confirm the modulational stability predicted by the NLS. We denote the amplification ratio by $R(t)$: the ratio of the maximum wave amplitude at time t divided by a (see Tanaka 1990). As can be seen from the right graph in Figure 11, the amplification parameter exhibits oscillatory behaviour of period about 6800 (the prediction from NLS for this modulation-demodulation is $T_m = 6558$).

The second experiment is made in the unstable regime for a wave travelling at a speed close to c_{\min} with parameters $h = 10$, $\Omega_0 = -1$, $a = 0.02$, $c = 0.7694$, $l = 10.85$, $\alpha = 0.1$, $N = 2048$, and $dt = 0.001$, for different values of $K = k/m$ and $L = ml$ with $m = 5, 10, 15$ and 20 , in which $m = 15$ is the optimal integer for the maximal growth from (4.10). According to (4.11), the modulational instability is present for $m \geq 10$, which is

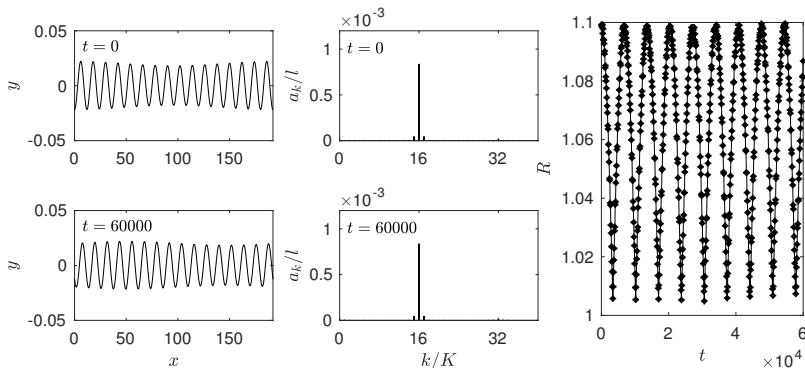


FIGURE 11. (Left) Time evolution of a Stokes wave with $h = 10$, $\Omega_0 = 0.35$, $a = 0.02$, $c = 1.7560$, $l = 12$, $L = 192$ and $K = 0.0327$ which is initially given a modulational perturbation. A frame of reference moving with the undisturbed wave is chosen. The snapshots are taken at $t = 0$ and $t = 60000$. (Middle) Fourier spectrum of the wave at $t = 0$ and $t = 60000$. (Right) Graph of R versus t .

confirmed by the numerical results. The curve of R against t is shown in the left of Figure 12 for shorter times $0 \leq t \leq 2000$ alongside with the snapshots of wave profile taken at $t = 2000$ in the middle, and their associated Fourier spectra in the right. Within this time range, R exhibits clear monotonic growth for unstable wavenumbers and hence one may compare the values of R for various modulational wavenumbers. Clearly that $m = 15$ grows fastest, which confirms the prediction by the NLS. We continue to compute R over a larger time domain $[0, 8000]$ for $m = 15$. A snapshot of the wave profile at maximum R is depicted on the right of the same figure. Next, computations with various initial phases are carried out. The numerical results are presented in Figure 14 where R is plotted against β at $t = 2000$ in the left and, for $m = 15$, at the maximum amplification R_{\max} on the right. The growth over this period, and the maximum growth over longer periods exhibit only weak β -dependency. There is evidence in the literature that reduced models (Stiassnie & Kroszynski (1982)) exhibit specific phase values at which there may be no initial growth in the modulationally unstable case due to a projection of the initial data on the decaying mode only. While we have not specifically sought to reproduce that, we still see some phase dependence in the amplification $R(2000)$. Consistently with Stiassnie & Kroszynski (1982) this phase dependence varies with m .

6.2.2. Highly nonlinear regime

In this subsection, we conduct numerical time-dependent simulations for highly nonlinear waves where the vor-NLS is no longer appropriate.

The first experiment is performed in the stable NLS regime with the same parameters from Figure 11 except for a much larger amplitude $a = 0.5$ (the associated wave speed $c = 2.1273$). The snapshots and the Fourier spectrum at two different times are shown in Figure 15, which indicate that large side-band modes grow in time and the envelope breaks up at some point. This phenomenon is caused by a strong modulational instability of the finite amplitude wave.

The second experiment is conducted in the unstable NLS regime on the same carrier wave from Figure 12 but with a much larger amplitude $a = 0.2$. We select $\beta = 0$ and $m = 15$ which is associated with the optimal value of K . As can be seen from Figure 16, the BF modulational instability occurs at first, but this is followed, at a later stage by a large depression wave structure, which is greater than twice the amplitude of surrounding

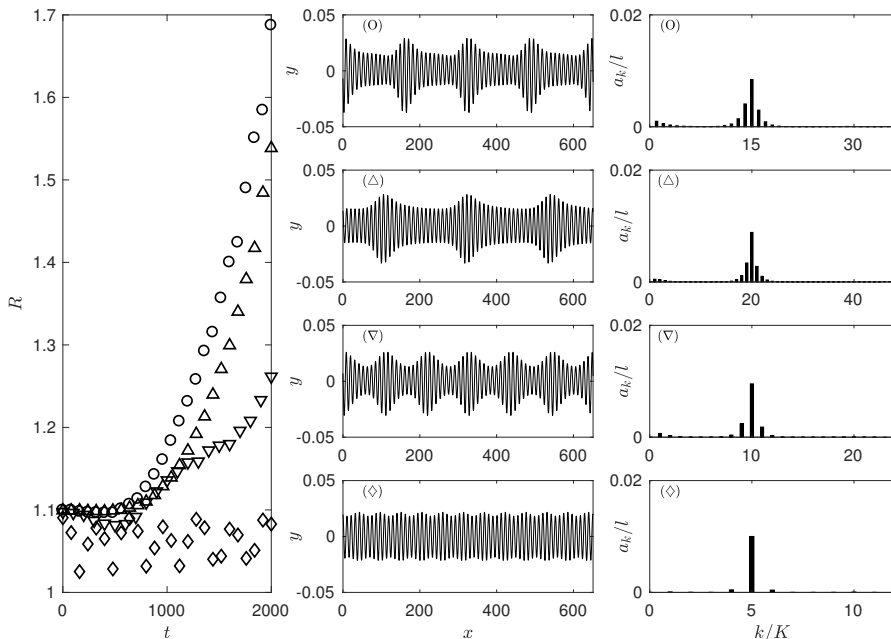


FIGURE 12. Time evolution of a Stokes wave, which is initially given a modulational perturbation, with $h = 10$, $\Omega_0 = -1$, $a = 0.02$, $c = 0.7694$, $l = 10.85$ and $\beta = 0$ for different values of modulational wavenumber. (Left) Graph of R versus t for (\circ) $K = 0.0386$ ($m = 15$), (\triangle) $K = 0.0290$ ($m = 20$), (∇) $K = 0.0579$ ($m = 10$) and (\diamond) $K = 0.1158$ ($m = 5$) for $0 \leq t \leq 2000$. (Middle) The snapshots of the wave profiles for $\beta = 0$ at $t = 2000$ in a large domain $[0, 651]$. (Right) The corresponding Fourier spectra of the waves at $t = 2000$.

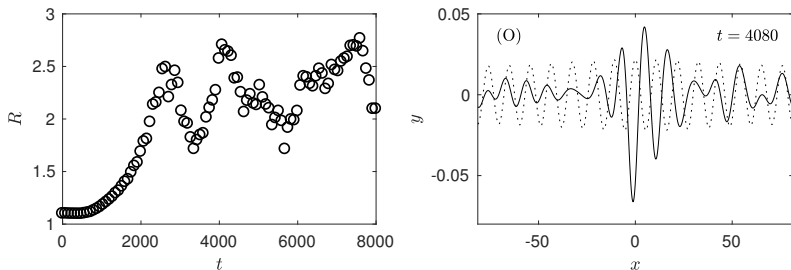


FIGURE 13. Same numerical experiment as in Figure 12. (Left) Graph of R versus t in a large time domain $[0, 8000]$ for $K = 0.0386$ ($m = 15$). (Right) Snapshot of the associated maximum modulation taken at $t = 4080$. The initial wave profile is shown in dotted curve.

waves. This feature is different from the BF numerical observations for small amplitude pure gravity waves, where a significant elevation structure is observed by Choi (2009). (Large water waves arising from modulational instabilities are often given as a mechanism for the generation of “rogue waves” Kharif & Pelinovsky (2003)). A similar computation is performed for a highly nonlinear short wave with $h = 10$, $\Omega_0 = -1$, $c = 5.2399$, $a = 0.1$, $l = 2$, $\beta = 0$ and $K = 0.1963$ as presented in Figure 17. The wave forms an elevation structure at $t = 5.2$ and keeps travelling without breaking due to the presence of elasticity.

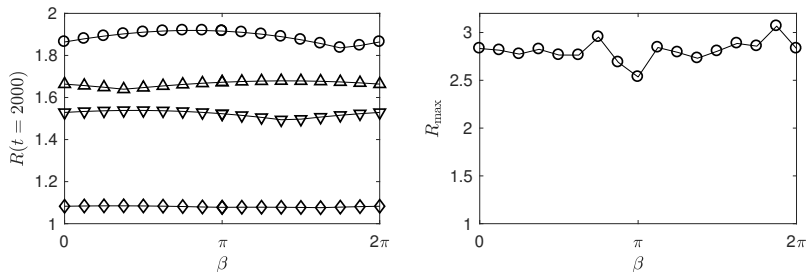


FIGURE 14. Same numerical experiment as in Figure 12 with various initial phases. (Left) Graph of R versus β at $t = 2000$ for (\circ) $K = 0.0386$ ($m = 15$), (\triangle) $K = 0.0290$ ($m = 20$), (∇) $K = 0.0579$ ($m = 10$) and (\diamond) $K = 0.1158$ ($m = 5$). (Right) Graph of the maximum amplification R_{\max} versus β for $K = 0.0386$ ($m = 15$).

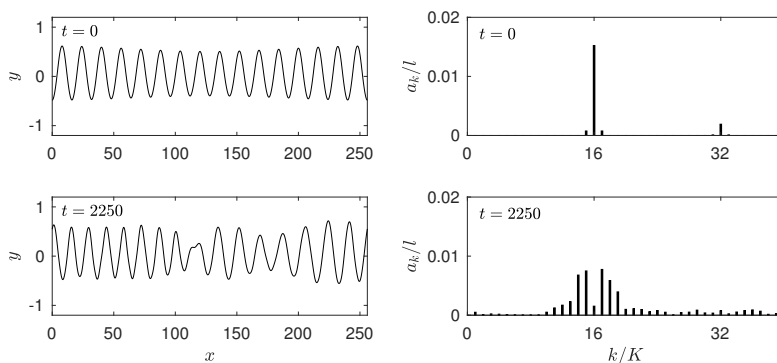


FIGURE 15. (Left) Time evolution of a Stokes wave with $h = 10$, $\Omega_0 = 0.35$, $c = 2.1273$, $a = 0.5$, $l = 16$, $L = 256$ and $K = 0.0245$ which is initially given a modulational perturbation. The snapshots are taken at $t = 0$ and $t = 2250$. (Right) Fourier spectrum of the wave at $t = 0$ and $t = 2250$.

The next experiment is made in the unstable regime for a long wave $h = 10$, $\Omega_0 = -1$, $a = 0.04$, $c = 0.9219$, $l = 40\pi$, $m = 16$, $L = 640\pi$, $\alpha = 0.1$, $K = 2\pi/L$, $N = 2048$, and $dt = 0.1$. In this gravity dominated case, the instability occurs only after a long-time and leads to isolated solitary-like waves appearing as displayed in Figure 18. These waves are perturbations of the gravity shallow water solitary wave, however, due to the flexural terms one expects them to have oscillatory tails.

6.2.3. Resonant cases

The numerical framework described here is also useful in examining the modulational stability of the Wilton solutions when the coefficient of the vor-NLS becomes singular due to the second harmonic resonance. We select a fully nonlinear Wilton solution with $a = 0.018$, $c = 1.5193$ and $l = 11.7322$ for numerical computations of instability. Two experiments are conducted with the following settings

- (i) $dt = 0.001$, $N = 1024$, $\alpha = 0.1$, $L = 8l = 93.8574$ and $K = 0.0669$,
- (ii) $dt = 0.001$, $N = 2048$, $\alpha = 0.1$, $L = 16l = 187.7148$ and $K = 0.0335$,

with an initial modulational perturbation (6.4) being imposed. The results are depicted respectively in Figure 19(a) and 19(b). It shows that, for a given solution, the modulational stability of second harmonic resonant travelling wave depends on the value of K

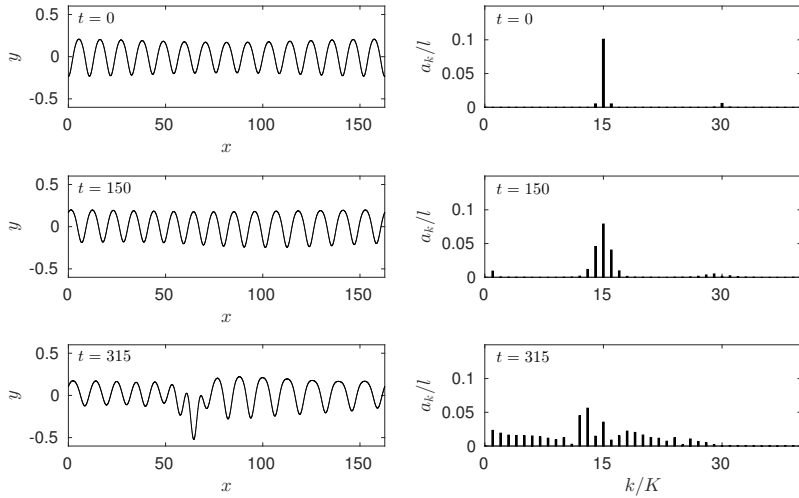


FIGURE 16. (Left) Time evolution of a Stokes wave, which is initially given a modulational perturbation, with $h = 10$, $\Omega_0 = -1$, $a = 0.2$, $c = 0.7587$, $l = 10.85$, $L = 162.75$ and $K = 0.0386$. The snapshots are taken at $t = 0$, $t = 150$ and $t = 315$. (Right) Fourier spectrum of the wave at $t = 0$, $t = 150$ and $t = 315$.

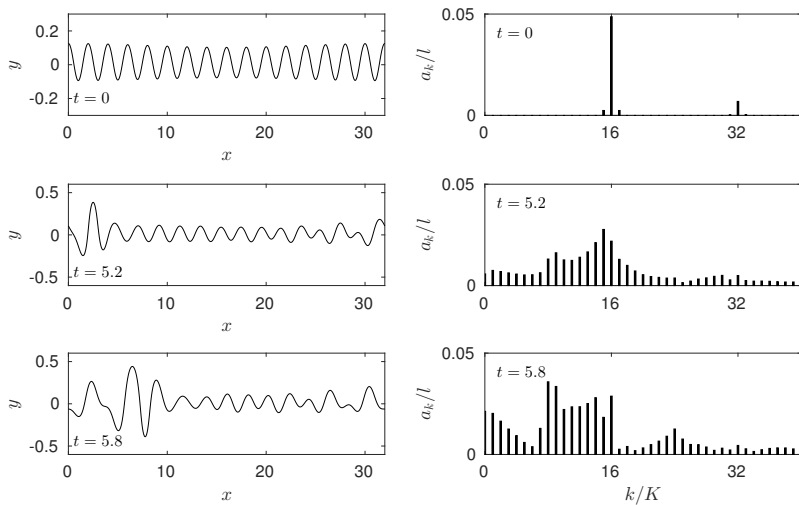


FIGURE 17. (Left) Time evolution of a Stokes wave with $h = 10$, $\Omega_0 = -1$, $c = 5.2399$, $a = 0.1$, $l = 2$, $\beta = 0$, $m = 16$, $L = 32$ and $K = 0.1963$ which is initially given a modulational perturbation. The snapshots are taken at $t = 0$, $t = 5.2$ and $t = 5.8$. (Right) Fourier spectrum of the wave at $t = 0$, $t = 5.2$ and $t = 5.8$.

as expected in standard BF instability. The precise stability condition for this case is expected to have a similar form as (3.44) and will be investigated in future work.

Finally, we examine numerically the modulational stability of a uniform wavetrain when the short-wave/long-wave resonance takes place. By imposing $h = 10$, $\Omega_0 = 0.1$

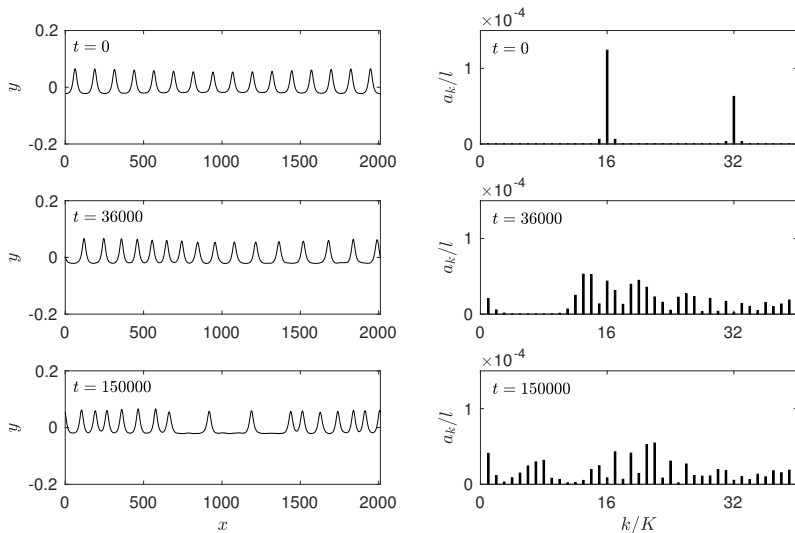


FIGURE 18. (Left) Time evolution of a Stokes wave with $h = 10$, $\Omega_0 = -1$, $a = 0.04$, $c = 0.9219$, $l = 40\pi$, $\beta = 0$, $m = 16$, $L = 640\pi$ and $K = 0.0031$ which is initially given a modulational perturbation. The snapshots are taken at $t = 0$, $t = 36000$ and $t = 150000$. (Right) Fourier spectrum of the wave at $t = 0$, $t = 36000$ and $t = 150000$.

and $|A| = 0.02$ in (3.44), we find the value of the threshold $K^* = 0.066$. Two numerical experiments are conducted for a Stokes wave with $l = 4.6124$ ($k = k^\ddagger$), $a = 0.02$ and $c = 1.5176$. We carry out two experiments where an initial modulational perturbation (6.4) is imposed with the following parameters

- (i) $dt = 0.0002$, $N = 2048$, $\alpha = 0.1$, $L = 16l = 73.7985$ and $K = 0.0851$ ($> K^*$),
- (ii) $dt = 0.0002$, $N = 4096$, $\alpha = 0.1$, $L = 32l = 147.5971$ and $K = 0.0426$ ($< K^*$).

In the first example, the modulational stability predicted by the theory due to condition (3.44) is confirmed by the numerical results presented in Figure 20(a) whilst the instability is discovered in the second one as expected. Therefore analysis from §3.3 is verified by our numerical computations. Importantly we see the strong generation of a long wave component in the spectrum. This case is also the subject of future investigations.

7. Discussion

In this work, we have considered the problem of hydroelastic waves on water of finite depth interacting with a linear shear current within the framework of the nonlinear Schrödinger equation and its comparison to numerical solutions of the full Euler equations. The main significance of the vor-NLS in this paper is twofold: to predict the existence of wavepacket solitary waves bifurcating from the minimum of the phase speed and to identify the region of the Benjamin-Feir instability. Direct numerical simulations in the full Euler equations based on the conformal mapping technique have been performed to verify the weakly nonlinear theory and further explore the regime beyond validity of vor-NLS. It is found that the vorticity plays an important role in determining the type of the vor-NLS. However, even when small-amplitude solitary waves are not predicted by the weakly nonlinear theory (namely, the vor-NLS is of defocussing type at the phase speed minimum), we can numerically find large-amplitude solitary waves in the fully nonlinear equations. Similarly, it is shown that large-amplitude wavetrains are unstable

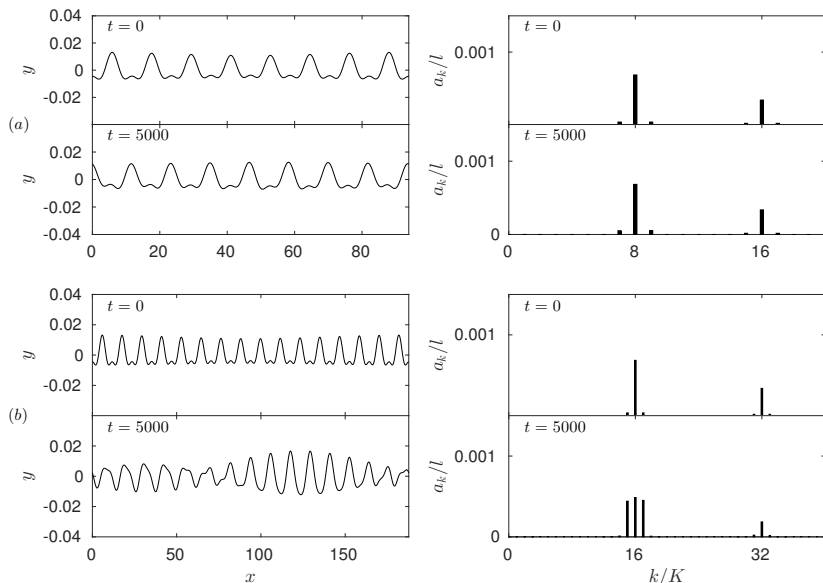


FIGURE 19. (a) (Left) Time evolution of a Wilton solution with $h = 10$, $\Omega_0 = 0.1$, $a = 0.018$, $c = 1.5193$, $l = 11.7322$, $L = 93.8574$ and $K = 0.0669$ which is initially given a modulational perturbation. The snapshots are taken at $t = 0$ and $t = 5000$. (Right) Fourier spectrum of the wave at $t = 0$ and $t = 5000$. (b) Same as (a) for the Wilton solution but with $L = 187.7148$ and $K = 0.0669$.

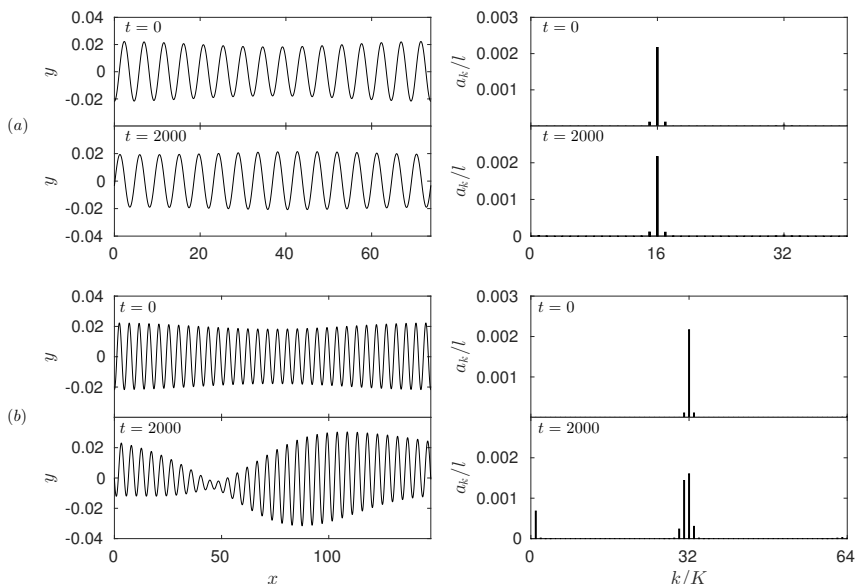


FIGURE 20. (a) (Left) Time evolution of a uniform wavetrain with $h = 10$, $\Omega_0 = 0.1$, $a = 0.02$, $c = 1.8432$, $l = 4.6124$, $L = 73.7985$ and $K = 0.0851$ which is initially given a modulational perturbation. The snapshots are taken at $t = 0$ and $t = 2000$. (Right) Fourier spectrum of the wave at $t = 0$ and $t = 2000$. (b) Same as (a) for the wavetrain with $L = 147.5971$ and $K = 0.0426$.

subject to modulational perturbations even though their small-amplitude counterparts are in the Benjamin-Feir stable regime. It is also worth mentioning that, in contrast to the pure gravity case, the Benjamin-Feir instability is more complicated in hydroelastic waves. Due to the competing effects of gravity and elastic bending, the wavenumbers of carrier waves can be divided into three categories: a long-wavelength regime where gravity dominates, short-wavelength regime where the elastic effect plays the leading role, and the third regime is in vicinity of the phase speed minimum where the two effects are comparable. These different regimes have very different long-time dynamics for modulated wavetrains subject to subharmonic perturbations. In addition, the modulational instabilities of second harmonic resonant and short-wave/long-wave resonant solutions were also investigated by fully nonlinear computations.

In wave-current interactions, the vertical velocity profile of the current is usually nonlinear in practice (for example, when the shear results from bottom friction or wind stress in water-wave problems). However more general vorticity distributions can be approximated by multi-layer models with linear shear current in each layer. For instance, Milinazzo & Saffman (1990) computed the permanent profiles of gravity and gravity-capillary waves in deep water in the presence of a thin layer of constant vorticity mimicking the effect due to wind drift. It is of interest to generalise the asymptotic and numerical results of the present paper to the case of piecewise linear shear currents in future study. Finally we remark that internal waves can induce shear currents, which may also interact with surface ice sheets or man-made Very Large Floating Structures. Wang *et al.* (2014) recently numerically computed steady internal gravity waves under a flexible elastic sheet, modelling ice cover. It is of particular interest to further study the generation mechanism and the evolution of hydroelastic waves when large-amplitude internal solitary waves propagate under the surface.

Acknowledgements

Z.W. was supported by the National Natural Science Foundation of China (No.11772341), the Key Research Program of Frontier Sciences, CAS (No. QYZDBSSW-SYS015), and the Strategic Priority Research Program of the Chinese Academy of Sciences (No. XDB22040203). P.A.M. was supported by EPSRC under Grant No. EP/N018176/1.

Appendix A

In the non-resonant case, we seek the solution in the form (3.5)-(3.6). In the subsequent analysis, we sketch the derivation of the nonlinear Schrödinger equation. One first solves the Laplace equation at each order n and for each harmonic mode j :

$$(\phi_{nj})_{yy} - (jk)^2 \phi_{nj} = P_{nj}, \quad (\phi_{nj})_y = 0 \text{ at } y = -h, \quad (\text{A } 1)$$

where P_{nj} is made up of known lower order terms. The solution to (A 1) has the form

$$\phi_{nj} = \varphi_{nj}(X - c_g T, \tau) \cosh(jk(y + h)) + \phi_{nj}^p, \quad (\text{A } 2)$$

where ϕ_{nj}^p is a particular solution arising from P_{nj} . Substituting this solution in the surface boundary conditions (3.3-3.4) yields

$$-ji\omega A_{nj} - jk \sinh(jkh) \varphi_{nj} = Q_{nj}, \quad (\text{A } 3)$$

$$jikg A_{nj} + \frac{D}{\rho} (jik)^5 A_{nj} + j^2 \omega k \cosh(jkh) \varphi_{nj} - jk \Omega_0 \sinh(jkh) \varphi_{nj} = R_{nj}, \quad (\text{A } 4)$$

where Q_{nj} and R_{nj} are also lower order terms. At the leading order, the system is homogeneous, namely $P_{11} = Q_{11} = R_{11} = 0$, the existence of non-trivial solution results in the dispersion relation

$$\omega^2 - \Omega_0 \tanh(kh)\omega - k \tanh(kh) \left(g + \frac{D}{\rho} k^4 \right) = 0, \quad (\text{A } 5)$$

and the relation between A_{11} and φ_{11}

$$\varphi_{11} = -\frac{i\omega}{k \sinh(kh)} A_{11}. \quad (\text{A } 6)$$

At the next order, we retrieve the group speed c_g which is defined by

$$c_g = \frac{\Omega_0 \omega h \operatorname{sech}^2(kh) + \left(g + \frac{D}{\rho} k^4 \right) kh \operatorname{sech}^2(kh) + \left(g + \frac{5D}{\rho} k^4 \right) \tanh(kh)}{2\omega - \Omega_0 \tanh(kh)}. \quad (\text{A } 7)$$

It is not difficult to verify that $c_g \equiv \omega_k$ by direct differentiating (A 5) with respect to k . In addition, we obtain the expressions of A_{22} and φ_{22} in terms of A_{11}^2 as

$$A_{22} = \frac{D_1}{D_0} A_{11}^2, \quad \varphi_{22} = \frac{D_2}{D_0} A_{11}^2, \quad (\text{A } 8)$$

where

$$D_0 = 8ik \cosh^2(kh) \tanh(kh) \left[\omega^2 \tanh(kh) - \frac{15D}{\rho} k^5 \right], \quad (\text{A } 9)$$

$$D_1 = 4ik^2 \cosh^2(kh) \left\{ \left[3 - \tanh^2(kh) \right] \left[gk + \frac{D}{\rho} k^5 \right] + \Omega_0^2 \tanh(kh) \right\}, \quad (\text{A } 10)$$

$$D_2 = 2k \left[3\omega \coth(kh) \left(gk + \frac{11D}{\rho} k^5 \right) - 3\omega^3 + \Omega_0^2 \omega - \frac{15D}{\rho} \Omega_0 k^5 \right]. \quad (\text{A } 11)$$

At the third order, $Q_{30} = R_{30} = 0$ gives the relation (3.10). Finally, a considerable amount of algebra results in the solvability condition for the mode $e^{i\theta}$ and we obtain the Nonlinear Schrödinger Equation (3.15). The explicit form of the dispersive coefficient λ is

$$\lambda = \frac{1}{2\omega - \Omega_0 \tanh(kh)} \left[\left(g + \frac{5D}{\rho} k^4 + \Omega_0 c_g \right) h \operatorname{sech}^2(kh) - \left(gk + \frac{D}{\rho} k^5 + \Omega_0 \omega \right) h^2 \operatorname{sech}^2(kh) \tanh(kh) + \frac{10D}{\rho} k^3 \tanh(kh) - c_g^2 \right]. \quad (\text{A } 12)$$

REFERENCES

- AKERS, B., & MILEWSKI, P. A. 2009 A model equation for wavepacket solitary waves arising from capillary-gravity flows. *Stud. Appl. Math.*, **122**(3), 249–274.
- ASHTON, G. D. 1986 *River and lake ice engineering*. Water Resources Publication.
- BALINT, T. S. & LUCEY, A. D. 2005 Instability of a cantilevered flexible plate in viscous channel flow. *J. Fluid Struct.* **20**(7), 893–912.
- BENNEY, D. J. 1977 A general theory for interactions between short and long waves. *Stud. Appl. Math.*, **56**(1), 81–94.
- BENJAMIN, T. B., & FEIR, J. E. 1967 The disintegration of wave trains on deep water Part 1. Theory. *J. Fluid Mech.*, **27**(3), 417–430.

- BHATTACHARJEE, J. & SAHOO, T. 2009 Interaction of flexural gravity waves with shear current in shallow water. *Ocean Eng.* **36**, 831–841.
- CHOI, W. 2009 Nonlinear surface waves interacting with a linear shear current. *Math. Comput. Simul.* **80**(1), 29–36.
- CHOI, W. & CAMASSA, R. 1999 Exact evolution equations for surface waves. *J. Eng. Mech.* **125**, 756–760.
- CRAIK, A.D., 1988. *Wave interactions and fluid flows*. Cambridge University Press.
- DAVEY, A. & STEWARTSON, K. On three-dimensional packets of surface waves. *Proc. Roy. Soc. A* **338**(1613), 101–110.
- DJORDJEVIC, V. D. & REDEKOPP, L. G., 1977 On two-dimensional packets of capillary-gravity waves. *J. Fluid Mech.*, **79**(4), 703–714.
- DYACHENKO, A. I., KUZNETSOV, E. A., SPECTORM, M. D. & ZAKHAROV, V. E. 1996 Analytical description of the free surface dynamics of an ideal fluid (canonical formalism and conformal mapping). *Phys. Let. A* **221**, 73–79.
- DYACHENKO, A. I., ZAKHAROV, V. E. & KUZNETSOV, E. A. 1996 Nonlinear dynamics on the free surface of an ideal fluid. *Plasma Phys. Rep.* **22**, 916–928.
- FORBES, L. K. 1986 Surface waves of large amplitude beneath an elastic sheet. Part 1. High-order series solution. *J. Fluid Mech.* **169**, 409–428.
- FRANCIUS, M. & KHARIF, C. 2017 Two-dimensional stability of finite-amplitude gravity waves on water of finite depth with constant vorticity. *J. Fluid Mech.* **830**, 631–659.
- GAO, T., MILEWSKI, P. A. & VANDEN-BROECK, J.-M. 2019 Hydroelastic solitary waves with constant vorticity, *Wave Motion* **85**, 84–97.
- GAO, T. & VANDEN-BROECK, J.-M. 2014 Numerical studies of two-dimensional hydroelastic periodic and generalised solitary waves. *Phys. Fluids* **26**(8), 087101.
- GAO, T., VANDEN-BROECK, J.-M. & WANG, Z. 2018 Numerical computations of two-dimensional flexural-gravity solitary waves on water of arbitrary depth. *IMA J. Appl. Maths* **83**(3), 436–450.
- GAO, T., WANG, Z. & VANDEN-BROECK, J.-M. 2016 New hydroelastic solitary waves in deep water and their dynamics. *J. Fluid Mech.* **788**, 469–491.
- GOODMAN, D. J., WADHAMS, P., & SQUIRE, V. A. 1980 The flexural response of a tabular ice island to ocean swell. *Ann. Glaciol.*, **1**, 23–27.
- GUYENNE, P. 2017 A high-order spectral method for nonlinear water waves in the presence of a linear shear current. *Comput. Fluids* **154**, 224–235.
- GUYENNE, P. & PĂRĂU, E. I. 2012 Computations of fully nonlinear hydroelastic solitary waves on deep water. *J. Fluid Mech.* **713**, 307–329.
- GUYENNE, P. & PĂRĂU, E. I. 2014 Finite-depth effects on solitary waves in a floating ice sheet. *J. Fluid Struct.* **49**, 242–262.
- HSU, H., KHARIF, C., ABID, M., & CHEN, Y. 2018 A nonlinear Schrödinger equation for gravity–capillary water waves on arbitrary depth with constant vorticity. Part 1. *J. Fluid Mech.*, **854**, 146–163.
- JAIMAN, R. K., PARMAR, M. K. & GURUGUBELLI, P. S. 2014 Added mass and aeroelastic stability of a flexible plate interacting with mean flow in a confined channel. *J. Appl. Mech.* **81**(4), 041006.
- JONES, M. C. W. 1992 Nonlinear stability of resonant capillary-gravity waves. *Wave Motion*, **15**(3), 267–283.
- KAWAHARA, T., SUGIMOTO, N. & KABUTANI, T. 1975 Nonlinear interaction between short and long capillary–gravity waves. *J. Phys. Soc. Japan*, **39**(5), 1379–1386.
- KHARIF, C., & PELINOVSKY, E. 2003 Physical mechanisms of the rogue wave phenomenon. *Eur. J. Mech. B/Fluids*, **22**(6), 603–634.
- KOROBKIN, A., PĂRĂU, E. I. & VANDEN-BROECK, J.-M. 2011 The mathematical challenges and modelling of hydroelasticity. *Phil. Trans. R. Soc. Lond. A* **369**(1947), 2803–2812.
- LIAO, B., DONG, G., MA, Y. & GAO., J. L. 2017 Linear-shear-current modified Schrödinger equation for gravity waves in finite water depth. *Phys. Rev. E* **96**(4), 043111.
- MARKO, J. R. 2003 Observations and analyses of an intense waves-in-ice event in the Sea of Okhotsk. *J. Geophys. Res.* **108**, 3296.
- MASSOM, R. A., SCAMBOS, T. A., BENNETTS, L. G., REID, P., SQUIRE, V. A., &

- STAMMERJOHN, S. E. 2018 Antarctic ice shelf disintegration triggered by sea ice loss and ocean swell. *Nature*, 1.
- MCGOLDRICK, L. F. 1970 On Wilton's ripples: a special case of resonant interactions. *J. Fluid Mech.*, **42**(1), 193–200.
- MILEWSKI, P. A. & WANG, Z. 2013 Three dimensional flexural-gravity waves. *Stud. Appl. Math.* **131**(2), 135–148.
- MILEWSKI, P. A., VANDEN-BROECK, J.-M. & WANG, Z. 2011 Hydroelastic solitary waves in deep water. *J. Fluid Mech.* **679**, 628–640.
- MILEWSKI, P. A., VANDEN-BROECK, J. M. & WANG, Z. 2013 Steady dark solitary flexural-gravity waves. *Proc. R. Soc. A* **469**, 20120485.
- MILINAZZO, F. A. & SAFFMAN, P. G. 1990 Effect of a surface shear layer on gravity and gravity-capillary waves of permanent form. *J. Fluid Mech.* **216**, 93–101.
- PĂRĂU, E. I. & DIAS, F. 2002 Nonlinear effects in the response of a floating ice plate to a moving load. *J. Fluid Mech.* **460**, 281–305.
- PEAKE, N. 2001 Nonlinear stability of a fluid-loaded elastic plate with mean flow. *J. Fluid Mech.* **434**, 101–118.
- PEAKE, N. 2004 On the unsteady motion of a long fluid-loaded elastic plate with mean flow. *J. Fluid Mech.* **507**, 335–366.
- RIBEIRO, R., MILEWSKI, P. A. & NACHBIN, A. 2017 Flow structure beneath rotational water waves with stagnation points. *J. Fluid Mech.* **812**, 792–814.
- SIMMEN, J. A. & SAFFMAN, P. G. 1985 Steady deep water waves on a linear shear current. *Stud. Appl. Math.* **73**, 35–57.
- SIMMONS, W. F. 1969 A variational method for weak resonant wave interactions. *Proc. R. Soc. A* **309**, 551–579.
- SHOELE, K. & MITTAL, R. 2016 Flutter instability of a thin flexible plate in a channel. *J. Fluid Mech.* **786**, 29–46.
- SQUIRE, V., HOSKING, R. J., KERR, A. D. & LANGHORNE, P. J. 1996 *Moving Loads on Ice Plates*. Solid Mechanics and its Applications. Dordrecht: Kluwer.
- SQUIRE, V., ROBINSON, W., LANGHORNE, P. & HASKELL, T. 1988 Vehicles and aircraft on floating ice. *Nature* **333**(6169), 159–161.
- STIASSNIE, M., & KROSYNSKI, U. 1982 Long-time evolution of an unstable water-wave train. *J. Fluid Mech.*, **116**, 207–225.
- TAKIZAWA, T. 1985 Deflection of a floating sea ice sheet induced by a moving load. *Cold Regions Sci. Tech.* **11**, 171–180.
- TAKIZAWA, T. 1988 Response of a floating sea ice sheet to a steadily moving load. *J. Geophys. Res.* **93**, 5100–5112.
- TANAKA, M. 1990 Maximum amplitude of modulated wavetrain. *Wave Motion*, **2**(6), 559–568.
- TELES DA SILVA, A. F. & PEREGRINE, D. H. 1988 Steep, steady surface waves on water of finite depth with constant vorticity. *J. Fluid Mech.* **195**, 281–302.
- THOMAS, R., KHARIF, C. & MANNA, M. 2012 A nonlinear Schrödinger equation for water waves on finite depth with constant vorticity. *Phys. Fluids* **24**, 127102.
- TOLAND, J. F. 2007 Heavy hydroelastic travelling waves. *Proc. R. Soc. A* **463**, 2371–2397.
- TRICHTCHENKO, O., MILEWSKI, P. A., PĂRĂU, E. I. & VANDEN-BROECK, J.-M. 2019 Stability of periodic travelling flexural-gravity waves in two dimensions. *Stud. Appl. Math.* **142**, 65–90.
- TRICHTCHENKO, O., PĂRĂU, E. I., VANDEN-BROECK, J.-M. & MILEWSKI, P. A. 2018 Solitary flexural-gravity waves in three dimensions. *Phil. Trans. R. Soc. A*, **376**(2129), 20170345.
- VANDEN-BROECK, J.-M. 1994 Steep solitary waves in water of finite depth with constant vorticity. *J. Fluid Mech.* **274**, 339–348.
- VANDEN-BROECK, J.-M. & PĂRĂU, E. I. 2011 Two-dimensional generalized solitary waves and periodic waves under an ice sheet, *Phil. Trans. R. Soc. Lond. A* **369**, 2957–2972.
- WANG, Z. & MILEWSKI, P. A. 2012 Dynamics of gravity-capillary solitary waves in deep water. *J. Fluid Mech.* **708**, 480–501.
- WANG, Z., PĂRĂU, E. I., MILEWSKI, P. A. & VANDEN-BROECK, J.-M. 2014 Numerical study of interfacial solitary waves propagating under an elastic sheet. *Proc. R. Soc. A* **470**, 20140111.

- WANG, Z., VANDEN-BROECK, J.-M. & MILEWSKI, P. A. 2013 Two-dimensional flexural-gravity waves of finite amplitude in deep water. *IMA J. Appl. Maths* **78**, 750–761.
- WILTON J. R. On ripples. *Phil. Mag.*, **29**(173), 688-700.